




















SC forgot to add stamp after initial review. Added stamp 7/12/24.

Worklist: 6836

<u>LAB_CASE</u>	<u>ITEM</u>	<u>ITEM_TYPE</u>	<u>DESCRIPTION</u>	
C2024-0859	1	BCK	AM 28 Blood Multi-Drug Quant Panel 1 by LC-QQQ	
C2024-0877	1	BCK	AM 28 Blood Multi-Drug Quant Panel 1 by LC-QQQ	
C2024-0880	1	BCK	AM 28 Blood Multi-Drug Quant Panel 1 by LC-QQQ	
C2024-0919	1	BCK	AM 28 Blood Multi-Drug Quant Panel 1 by LC-QQQ	
C2024-0923	1	BCK	AM 28 Blood Multi-Drug Quant Panel 1 by LC-QQQ	
C2024-0924	1	BCK	AM 28 Blood Multi-Drug Quant Panel 1 by LC-QQQ	
C2024-0950	1	BCK	AM 28 Blood Multi-Drug Quant Panel 1 by LC-QQQ	
C2024-0961	1	UCK	AM 28 Urine Multi-Drug Confirmation Panel 1 by LC-	
C2024-1015	1	BCK	AM 28 Blood Multi-Drug Quant Panel 1 by LC-QQQ	
C2024-1031	1	UCK	AM 28 Urine Multi-Drug Confirmation Panel 1 by LC-	
C2024-1033	2	BCK	AM 28 Blood Multi-Drug Quant Panel 1 by LC-QQQ	
C2024-1041	1	BCK	AM 28 Blood Multi-Drug Quant Panel 1 by LC-QQQ	
C2024-1043	1	BCK	AM 28 Blood Multi-Drug Quant Panel 1 by LC-QQQ	
C2024-1062	2	BCK	AM 28 Blood Multi-Drug Quant Panel 1 by LC-QQQ	
C2024-1066	1	BLOOD	AM 28 Blood Multi-Drug Quant Panel 1 by LC-QQQ	
C2024-1074	1	BCK	AM 28 Blood Multi-Drug Quant Panel 1 by LC-QQQ	
M2024-1969	3	UCK	AM 28 Urine Multi-Drug Confirmation Panel 1 by LC-	

AM# 28: Multi-Drug Quantitation by LC-MS/MS

Extraction Date: 06/06/2024

Analyst: Anne Nord

Plate lot#: 231215

Plate Retest Date: 06/15/2024

Mobile phase A: 5mM Amm Form + 0.01% FA

Mobile phase B: 0.01% Formic Acid in MeOH

Blank Blood Lot: 24C52042

Blank Urine Lot: 6524

Column: Agilent 120 EC-C18 (2.1x 100-2.7um)

LCMS-QQQ ID: 69679

Pre-Analytic:

- 1. Check levels of mobile phases and needle wash refill as needed. Ensure waste is not full.
- 2. Ensure correct column is installed and begin mobile phase flow allow to equilibrate ~ 30 minutes.

Analytic:

- 1. Remove standards, plate, controls, and samples from cold storage. Allow to reach room temperature.
- 2. **Urine Hydrolysis: In blank well, add 250µL urine, 40µL BG Turbo, and 100µL Instant Buffer I. Place on plate shaker for 5 minutes.**
- 3. Using a calibrated pipette, pipette **250µL blood and urine** (if applicable) into wells of analytical (standards) plate. **Pipette ID: 390993**
- 4. Pipette **250µL 0.5 M ammonium hydroxide** in wells of analytical plate.
- 5. Place on shaking incubator at ambient temp., 900rpm for 15 minutes.
- 6. Transfer **200-450µL of blood+base and urine+base (if applicable)** mixture to corresponding wells of SLE+ plate. Amount transferred: 300
- 7. Apply positive pressure for approx. 10-15 seconds (or until no liquid remains on top of sorbent). **(Load at 85-100 PSI- Selector to the right).**
- 8. Wait 5 minutes.
- 9. Add **900uL ethyl acetate.**
- 10. Wait 5 minutes.
- 11. Apply positive pressure for approx. 15 seconds. **(10-15 PSI- Selector to the left).**
- 12. Add **900uL ethyl acetate.**
- 13. Wait 5 minutes.
- 14. Apply positive pressure for approx. 15 seconds. **(10-15 PSI- Selector to the left).**
- 15. Remove plate containing eluate. Place on SPE Dry and evaporate to dryness at approx. 35°C. **If run contains urine or at the analyst's discretion, add 50µL 1% HCl in MeOH to wells and place plate cover on plate before drying (optional).**
- 16. Reconstitute in **100µL 20% LC MeOH** and heat seal plate with foil. Place in autosampler and run worklist.

Post-Analytic

- 1. Create batch and process data.
- 2. Make necessary changes to integration limits
- 3. Integration linear and R² values ≥0.98 for each analyte.
- 4. For unknown samples and controls: response ratio within 20% of average of controls and standards, RT within +/- 5% (tramadol RT +/-2%), S/N for primary transition >10 and secondary transitions >5.
- 5. Did all QCs pass for each analyte? Yes, see comments Add Control data to QC tracking spreadsheet.
- 6. Central File Packet to include: LIMS Worklist, Method Checklist, Calibration and Control Reports.

COMMENTS: *Compounds evaluated*

Compounds evaluated	Limitations
7 -aminoclonazepam	
alpha-hydroxyalprazolam	10-1000 cal 1 dropped due to poor peak shape
alprazolam	
amphetamine	5-250 cal 7 and cal 8 dropped due to accuracy
benzoylecgonine	
bromazolam	

buprenorphine	1-50 cal 1 dropped due to poor peak shape, cal 8 dropped due to accuracy, qualitative below 2.5 due to accuracy of 1 ng QC
clonazepam	
cyclobenzaprine	
doxylamine	
duloxetine	25-1000 dopped cal 1 due to poor peak shape, and cal 2 due to poor peak shape of 10 ng QC
EDDP	
fentanyl	
hydrocodone	
hydromorphone	
ketamine	
methadone	
methamphetamine	5-500 cal 8 dropped due to accuracy
methorphan	
mirtazapine	
mitragynine	
morphine	
norbuprenorphine	
norfentanyl	
norhydrocodone	Not evaluated due to rising ratios
o-desmethyltramadol	
o-desmethylvenlafaxine	
sertraline	
tramadol	
trazodone	5-500 cal 8 dropped due to accuracy
venlafaxine	

	1	2	3	4	5	6	7	8	9	10	11	12
A	IS + Cal. 1	IS + QC_1	0880-1	1043-1								
B	IS + Cal. 2	IS + QC_2	1041-1	1062-2								
C	IS + Cal. 3	IS + QC 3	0919-1	1066-1								
D	IS + Cal. 4	IS + QC_4	1033-2	1074-1								
E	IS + Cal. 5	IS + QC_2	0923-1	negative urine								
F	IS + Cal. 6	negative blood	0924-1	0961-1								
G	IS + Cal. 7	0859-1	0950-1									
H	IS + Cal. 8	0877-1	1015-1	m2024-1969-3		1031-1						

blank in front

plate position 2

c2024-____-__

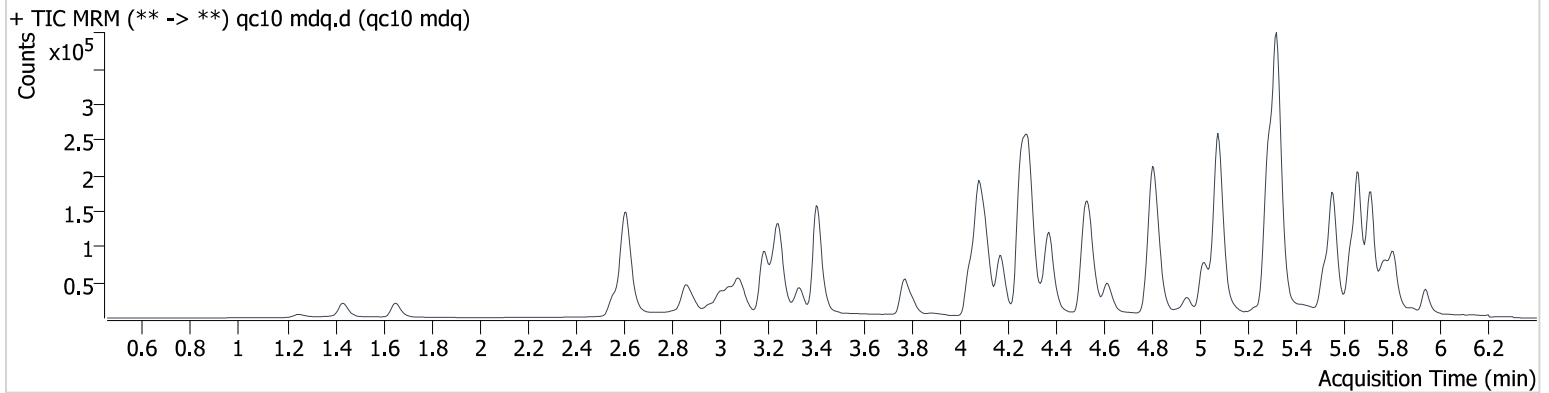
AM #28 Multi-Drug Quant. Results

Batch results D:\MassHunter\Data\2024\am 27-28\060624\QuantResults\am 28.batch.bin
Calibration Last Update 6/7/2024 12:25:18 PM

Instrument 69679
Type QC
Acq. Method mdqp1 121523.m
Sample Position P2-A2
Injection Volume 2
Acq. Date-Time 6/6/2024 12:57:30 PM
Sample Info.

Data File qc10 mdq.d
Sample qc10 mdq
Operator Anne Nord
Comment Only drugs and concentrations listed on the laboratory report itself are appropriate to be used for interpretation purposes. Any drugs or values in the notes but not included on the report are used by laboratory personnel to make determinations/reach conclusions within the confines of the methods.

Sample Chromatogram



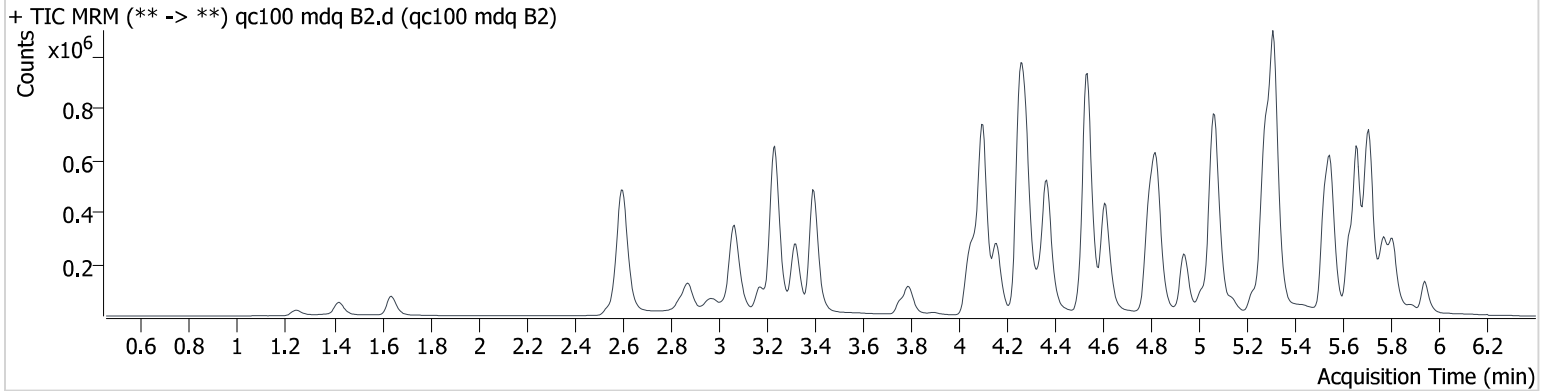
Name	RT	Resp.	S/N	Ratio	S/N	ISTD Resp.	Final Conc.
7-aminoclonazepam	4.284	7163	29370.2	123.89	3671.2	44153	9.650 ng/ml
a-hydroxyalprazolam	5.690	1473	2701.6	61.51	502.7	6542	13.299 ng/ml
Alprazolam	5.769	19284	5961.8	95.93	1400.7	78743	9.656 ng/ml
Amphetamine	3.084	27793	1292.6	276.69	2868.4	82387	9.980 ng/ml
Benzoylcegonine	3.910	1155	493.6	35.92	118.6	4350	9.999 ng/ml
Bromazolam	5.809	8386	2606.1	100.23	222.9	35432	9.805 ng/ml
Buprenorphine	5.620	1643	391.7	13.66	358.1	23793	1.284 ng/ml
Clonazepam	5.617	1951	15664.7	39.83	1406.3	4377	9.821 ng/ml
Cyclobenzaprine	5.635	44356	1211.9	9.85	1486.2	144174	10.031 ng/ml
Dextromethorphan	5.305	25321	∞	75.77	16375.3	138155	9.507 ng/ml
Doxylamine	4.540	115672	8035.1	94.88	8391.2	338047	10.727 ng/ml
Duloxetine	5.660	6433	438.4	7.24 Low	20.6	20784	10.677 ng/ml
EDDP	5.294	52434	9145.5	42.26	27910.2	263850	9.519 ng/ml
Fentanyl	5.096	4331	357.4	138.32	678.6	202968	0.858 ng/ml
Hydrocodone	3.065	15371	∞	43.88	638.0	83808	9.684 ng/ml
Hydromorphone	1.658	10963	2500.2	71.62	∞	37419	9.711 ng/ml
Ketamine	4.057	32300	6985.0	38.21	1330.0	151898	9.836 ng/ml
Methadone	5.659	52415	2565.3	72.51	2850.1	290846	8.984 ng/ml
Methamphetamine	3.252	97142	5311.0	36.46	8991.3	221550	9.679 ng/ml
Mirtazapine	4.618	68461	3169.6	50.65	2664.7	8458	9.929 ng/ml
Mitragynine	5.234	16163	∞	26.29	9178.8	151898	9.073 ng/ml
Morphine	1.257	2217	361.7	19.77	118.5	3096	9.984 ng/ml
Norbuprenorphine	5.038	298	2333.6	108.68	∞	4256	1.103 ng/ml
Norfentanyl	4.108	2800	297.4	29.92	3633.0	326353	1.088 ng/ml
Norhydrocodone	3.122	2155	268.0	16.98 Low	100.1	21097	9.670 ng/ml
O-desmethyl-tramadol	3.409	80198	4753.9	8.21	3611.1	325419	9.772 ng/ml
O-Desmethylvenlafaxine	4.111	24734	982.2	552.43	4660.2	8458	9.952 ng/ml
Sertraline	5.788	12956	∞	96.79	∞	46180	10.606 ng/ml
Tramadol	4.264	82398	∞	4.51	207.5	408694	9.840 ng/ml
Trazodone	5.048	38419	2400.2	126.72	9738.5	209015	10.712 ng/ml
Venlafaxine	5.076	60033	23190.7	37.59	2862.7	353015	9.564 ng/ml

AM #28 Multi-Drug Quant. Results

Batch results D:\MassHunter\Data\2024\am 27-28\060624\QuantResults\am 28.batch.bin
Calibration Last Update 6/7/2024 12:25:18 PM

Instrument	69679	Data File	qc100 mdq B2.d
Type	QC	Sample	qc100 mdq B2
Acq. Method	mdqp1 121523.m	Operator	Anne Nord
Sample Position	P2-B2	Comment	Only drugs and concentrations listed on the laboratory report itself are appropriate to be used for interpretation purposes. Any drugs or values in the notes but not included on the report are used by laboratory personnel to make determinations/reach conclusions within the confines of the methods.
Injection Volume	2		
Acq. Date-Time	6/6/2024 5:44:07 PM		
Sample Info.			

Sample Chromatogram



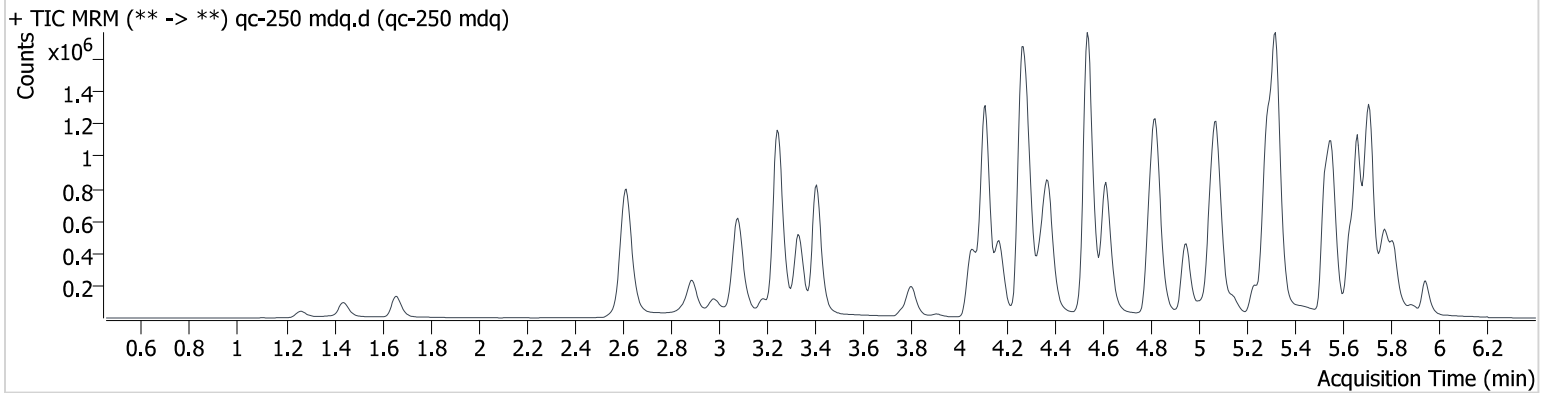
Name	RT	Resp.	S/N	Ratio	S/N	ISTD Resp.	Final Conc.
7-aminoclonazepam	4.273	68423	∞	114.15	69964.7	40701	103.943 ng/ml
a-hydroxyalprazolam	5.690	10233	6345.4	69.50	∞	6552	89.383 ng/ml
Alprazolam	5.769	190730	∞	92.70	4582.6	73862	100.053 ng/ml
Amphetamine	3.069	219962	20196.3	272.65	8877.5	76684	95.027 ng/ml
Benzoylcegonine	3.895	11638	∞	40.65	446.1	4670	88.700 ng/ml
Bromazolam	5.804	79258	1601.9	91.51	2544.2	31554	102.007 ng/ml
Buprenorphine	5.631	13237	20255.6	16.39	11806.7	22633	10.763 ng/ml
Clonazepam	5.607	19474	20388.8	37.87	13103.4	4206	101.312 ng/ml
Cyclobenzaprine	5.630	422963	159048.5	10.61	1774.2	145053	94.967 ng/ml
Dextromethorphan	5.289	243724	∞	76.68	806886.3	141958	86.525 ng/ml
Doxylamine	4.535	1232846	1312318.9	94.43	103455.4	352716	109.267 ng/ml
Duloxetine	5.655	56655	∞	8.88	241.2	18886	94.711 ng/ml
EDDP	5.284	519336	∞	43.08	11151.5	259257	94.552 ng/ml
Fentanyl	5.085	46997	4227.5	137.55	2932.0	202256	9.321 ng/ml
Hydrocodone	3.050	155358	∞	40.50	∞	84253	98.927 ng/ml
Hydromorphone	1.638	109902	∞	71.98	∞	35059	99.735 ng/ml
Ketamine	4.046	318296	40257.2	38.37	7959.2	152156	104.471 ng/ml
Methadone	5.659	558246	3632.9	69.95	7055.9	291111	93.661 ng/ml
Methamphetamine	3.237	747257	45308.5	36.92	352670.1	221489	110.227 ng/ml
Mirtazapine	4.608	706096	13364.2	51.28	71798.9	8957	90.166 ng/ml
Mitragynine	5.223	164003	352499.7	29.04	106827.2	152156	91.324 ng/ml
Morphine	1.246	21023	5902.0	20.52	395.9	3298	88.013 ng/ml
Norbuprenorphine	5.022	2411	11548.1	104.85	12762.7	4335	9.742 ng/ml
Norfentanyl	4.098	24825	7771.6	29.12	7596.4	309383	10.319 ng/ml
Norhydrocodone	3.112	26444	5244.5	22.19	732.3	24004	97.132 ng/ml
O-desmethyl-tramadol	3.399	842375	957345.9	7.69	96868.4	339493	100.359 ng/ml
O-Desmethylvenlafaxine	4.101	252722	346.8	542.73	79869.7	8957	95.373 ng/ml
Sertraline	5.788	89560	∞	93.55	∞	39918	96.833 ng/ml
Tramadol	4.254	863747	∞	4.20	∞	403449	106.579 ng/ml
Trazodone	5.049	377547	58438.4	128.10	51368.5	220796	102.090 ng/ml
Venlafaxine	5.066	629454	33424.1	35.86	16931.6	332801	99.476 ng/ml

AM #28 Multi-Drug Quant. Results

Batch results D:\MassHunter\Data\2024\am 27-28\060624\QuantResults\am 28.batch.bin
Calibration Last Update 6/7/2024 12:25:18 PM

Instrument	69679	Data File	qc-250 mdq.d
Type	QC	Sample	qc-250 mdq
Acq. Method	mdqp1 121523.m	Operator	Anne Nord
Sample Position	P2-C2	Comment	Only drugs and concentrations listed on the laboratory report itself are appropriate to be used for interpretation purposes. Any drugs or values in the notes but not included on the report are used by laboratory personnel to make determinations/reach conclusions within the confines of the methods.
Injection Volume	2		
Acq. Date-Time	6/6/2024 1:06:12 PM		
Sample Info.			

Sample Chromatogram



Name	RT	Resp.	S/N	Ratio	S/N	ISTD Resp.	Final Conc.
7-aminoclonazepam	4.284	120840	7706.6	119.12	48188.8	31073	241.008 ng/ml
a-hydroxyalprazolam	5.695	19786	4358.7	61.87	1809.5	4854	232.495 ng/ml
Alprazolam	5.769	370227	∞	89.01	∞	57766	248.052 ng/ml
Amphetamine	3.084	423086	157327.3	258.44	37042.8	65820	214.632 ng/ml
Benzoyllecgonine	3.910	26784	∞	42.93	1279.1	4044	234.702 ng/ml
Bromazolam	5.809	137861	2328.6	91.70	∞	22922	243.951 ng/ml
Buprenorphine	5.626	30394	78965.6	15.60	4146.9	23197	24.093 ng/ml
Clonazepam	5.612	39897	125937.7	35.30	18856.4	3051	285.984 ng/ml
Cyclobenzaprine	5.630	908286	290759.8	11.05	277609.4	124469	237.643 ng/ml
Dextromethorphan	5.300	497522	89501.9	73.33	∞	105824	236.409 ng/ml
Doxylamine	4.535	2511970	1634028.1	94.43	∞	311505	252.046 ng/ml
Duloxetine	5.660	121733	97084.3	9.11	310.0	16115	236.962 ng/ml
EDDP	5.289	1069439	201429.3	42.32	420821.5	213129	236.612 ng/ml
Fentanyl	5.091	93020	10759.1	139.27	3573.0	160309	23.273 ng/ml
Hydrocodone	3.065	312836	∞	41.79	∞	69086	243.185 ng/ml
Hydromorphone	1.658	222950	∞	72.23	∞	27729	255.129 ng/ml
Ketamine	4.051	635308	122305.3	38.27	138873.6	127523	250.006 ng/ml
Methadone	5.659	1193109	73680.1	66.89	336729.2	246071	236.509 ng/ml
Methamphetamine	3.247	1414132	197295.2	38.93	1498300.8	195796	242.061 ng/ml
Mirtazapine	4.613	1417845	922385.7	50.33	62766.2	6966	231.617 ng/ml
Mitragynine	5.229	376617	175999.1	28.00	∞	127523	250.116 ng/ml
Morphine	1.262	45879	4198.6	18.40	2443.1	2506	252.532 ng/ml
Norbuprenorphine	5.033	5057	11099.8	100.40	6222.3	3572	25.024 ng/ml
Norfentanyl	4.108	45450	5391.0	29.05	∞	243940	23.983 ng/ml
Norhydrocodone	3.127	56420	2413.3	24.16	2352.5	20709	239.131 ng/ml
O-desmethyl-tramadol	3.409	1731315	327704.5	7.56	15123.3	291495	240.532 ng/ml
O-Desmethylvenlafaxine	4.111	493862	2872.0	541.99	105534.7	6966	239.530 ng/ml
Sertraline	5.788	200707	∞	93.57	∞	37886	230.984 ng/ml
Tramadol	4.265	1684482	∞	4.14	2051.5	332178	252.743 ng/ml
Trazodone	5.049	768142	73470.6	130.35	52999.3	199104	230.708 ng/ml
Venlafaxine	5.071	1329676	211745.2	36.89	24050.3	288962	241.041 ng/ml

qc-250 mdq

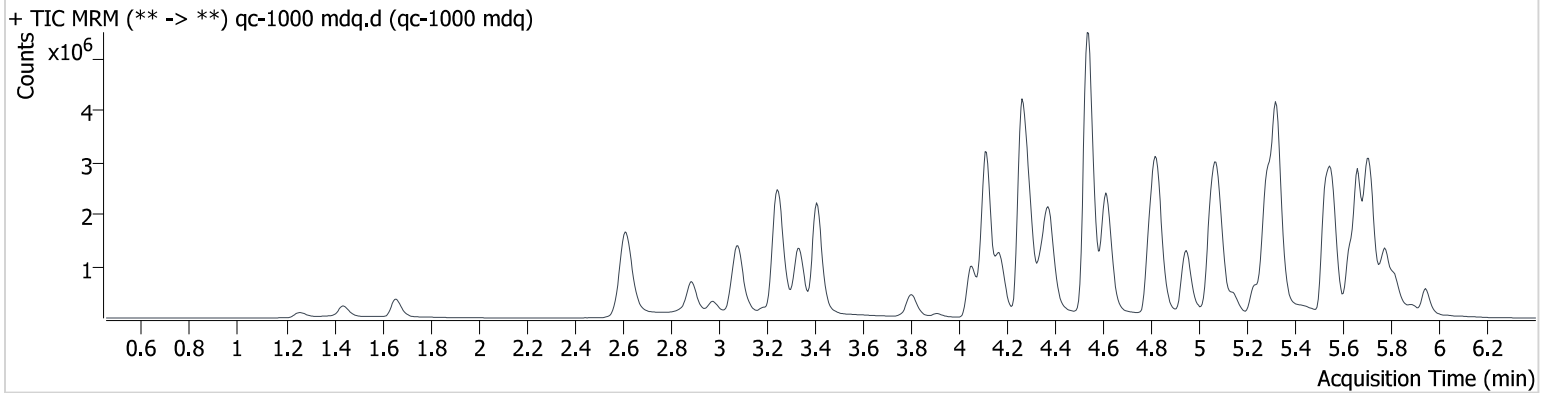
Generated at 12:26 PM on 6/7/2024

AM #28 Multi-Drug Quant. Results

Batch results D:\MassHunter\Data\2024\am 27-28\060624\QuantResults\am 28.batch.bin
Calibration Last Update 6/7/2024 12:25:18 PM

Instrument	69679	Data File	qc-1000 mdq.d
Type	QC	Sample	qc-1000 mdq
Acq. Method	mdqp1 121523.m	Operator	Anne Nord
Sample Position	P2-D2	Comment	Only drugs and concentrations listed on the laboratory report itself are appropriate to be used for interpretation purposes. Any drugs or values in the notes but not included on the report are used by laboratory personnel to make determinations/reach conclusions within the confines of the methods.
Injection Volume	2		
Acq. Date-Time	6/6/2024 1:14:52 PM		
Sample Info.			

Sample Chromatogram



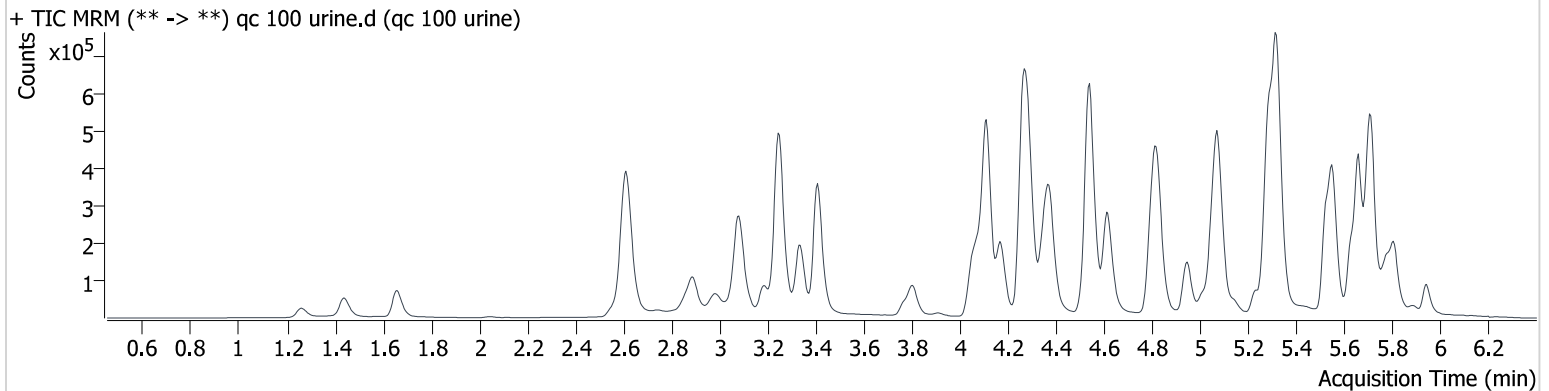
Name	RT	Resp.	S/N	Ratio	S/N	ISTD Resp.	Final Conc.
7-aminoclonazepam	4.289	236268	111969.6	114.72	67656.6	16332	897.667 ng/ml
a-hydroxyalprazolam	5.695	49875	∞	61.08	497.8	2956	960.712 ng/ml
Alprazolam	5.769	957720	∞	89.58	∞	37213	995.529 ng/ml
Amphetamine	3.089	967778	12708.0	248.89	9062.8	56303	576.213 ng/ml
Benzoyllecgonine	3.910	112727	20371.3	42.05	5430.3	4271	933.362 ng/ml
Bromazolam	5.809	274475	3566.6	97.76	2159.0	12362	900.041 ng/ml
Buprenorphine	5.620	80188	∞	15.15	7066.8	18876	78.080 ng/ml
Clonazepam	5.612	122908	3212.4	34.38	∞	2669	1006.971 ng/ml
Cyclobenzaprine	5.630	2340821	11621.4	10.92	∞	79952	953.415 ng/ml
Dextromethorphan	5.300	1224402	443235.3	71.51	801020.9	68604	896.616 ng/ml
Doxylamine	4.535	8299113	500254.7	97.46	386730.0	290689	892.261 ng/ml
Duloxetine	5.660	241199	18328.3	9.03	1351.8	8106	930.435 ng/ml
EDDP	5.289	3070943	212440.3	43.07	144178.3	159445	907.769 ng/ml
Fentanyl	5.096	290364	80825.7	143.10	48467.5	105605	110.274 ng/ml
Hydrocodone	3.065	989201	4702.3	42.63	1718.7	60357	880.627 ng/ml
Hydromorphone	1.658	690101	∞	72.89	∞	24819	881.246 ng/ml
Ketamine	4.051	1732385	270005.7	37.95	416006.5	106392	819.101 ng/ml
Methadone	5.659	3792600	101012.2	61.09	∞	187413	986.472 ng/ml
Methamphetamine	3.247	3733133	186897.7	38.00	8346742.0	198295	639.536 ng/ml
Mirtazapine	4.613	4323931	169763.6	51.88	162914.3	4728	1037.990 ng/ml
Mitragynine	5.229	1227534	933811.6	31.07	2374137.2	106392	976.944 ng/ml
Morphine	1.262	135535	17301.8	18.20	1281.4	1996	936.412 ng/ml
Norbuprenorphine	5.027	14097	13803.7	100.76	∞	3031	82.530 ng/ml
Norfentanyl	4.108	89240	13584.2	27.32	48263.5	122663	93.699 ng/ml
Norhydrocodone	3.127	173007	22022.7	26.28	350.4	17417	869.927 ng/ml
O-desmethyl-tramadol	3.409	5546089	748739.1	7.08	29868.0	254796	882.082 ng/ml
O-Desmethylvenlafaxine	4.116	1293059	3209.8	546.23	208240.2	4728	923.710 ng/ml
Sertraline	5.788	461249	∞	95.19	∞	21808	927.297 ng/ml
Tramadol	4.264	4776626	∞	3.98	∞	272103	875.462 ng/ml
Trazodone	5.049	2115140	32898.0	132.87	317224.6	185202	683.534 ng/ml
Venlafaxine	5.078	4235811	214240.3	35.65	81999.7	224959	984.215 ng/ml

AM #28 Multi-Drug Quant. Results

Batch results D:\MassHunter\Data\2024\am 27-28\060624\QuantResults\am 28.batch.bin
Calibration Last Update 6/7/2024 12:25:18 PM

Instrument	69679	Data File	qc 100 urine.d
Type	Sample	Sample	qc 100 urine
Acq. Method	mdqp1 121523.m	Operator	Anne Nord
Sample Position	P2-E2	Comment	Only drugs and concentrations listed on the laboratory report itself are appropriate to be used for interpretation purposes. Any drugs or values in the notes but not included on the report are used by laboratory personnel to make determinations/reach conclusions within the confines of the methods.
Injection Volume	2		
Acq. Date-Time	6/6/2024 1:23:32 PM		
Sample Info.			

Sample Chromatogram



Name	RT	Resp.	S/N	Ratio	S/N	ISTD Resp.	Final Conc.
7-aminoclonazepam	4.284	45668	2460.3	119.61	5665.9	28287	99.805 ng/ml
a-hydroxyalprazolam	5.695	8559	5272.6	53.27	1093.6	4600	106.393 ng/ml
Alprazolam	5.769	87895	1706.9	91.42	10605.3	33434	101.856 ng/ml
Amphetamine	3.084	178338	760.9	260.37	∞	60748	97.288 ng/ml
Benzoylcegonine	3.910	11638	∞	44.14	785.1	4500	92.015 ng/ml
Bromazolam	5.804	43136	∞	98.47	955.4	18635	94.022 ng/ml
Buprenorphine	5.626	8242	2058.6	13.24	970.1	13656	11.105 ng/ml
Clonazepam	5.617	11455	72336.3	35.93	14284.1	2635	95.108 ng/ml
Cyclobenzaprine	5.635	291146	442740.6	10.63	41680.8	94799	100.023 ng/ml
Dextromethorphan	5.300	173050	13373.7	76.76	30479.5	95463	91.339 ng/ml
Doxylamine	4.540	833065	59248.3	95.90	54388.5	242514	107.387 ng/ml
Duloxetine	5.660	54020	683.5	10.14	166.6	17920	95.167 ng/ml
EDDP	5.289	421883	49923.8	42.43	15535.1	211278	94.252 ng/ml
Fentanyl	5.090	32601	5659.8	131.50	6504.7	141791	9.223 ng/ml
Hydrocodone	3.065	116583	∞	37.67	∞	63095	99.130 ng/ml
Hydromorphone	1.658	101994	4648.6	73.80	4236.3	34389	94.384 ng/ml
Ketamine	4.057	208204	24087.0	38.02	1989.4	99944	104.033 ng/ml
Methadone	5.659	371675	17964.6	67.17	7822.0	197005	92.149 ng/ml
Methamphetamine	3.247	527000	26602.1	37.57	5351.9	163230	105.252 ng/ml
Mirtazapine	4.613	458303	24177.6	51.53	11350.7	6302	83.235 ng/ml
Mitragynine	5.229	129818	11632.6	26.51	57670.7	99944	110.039 ng/ml
Morphine	1.262	25023	4927.2	18.67	865.5	3602	95.905 ng/ml
Norbuprenorphine	5.032	2048	4126.3	102.75	2342.9	3773	9.504 ng/ml
Norfentanyl	4.108	20475	958.1	28.31	15386.2	259240	10.157 ng/ml
Norhydrocodone	3.122	19675	878.7	20.68	581.4	18699	92.805 ng/ml
O-desmethyl-tramadol	3.409	612821	70588.4	7.66	17268.8	255275	97.090 ng/ml
O-Desmethylvenlafaxine	4.111	184496	1463.4	542.28	23331.7	6302	98.953 ng/ml
Sertraline	5.788	69516	∞	98.62	∞	31723	94.538 ng/ml
Tramadol	4.264	572126	48670.6	4.30	2018.8	267625	106.423 ng/ml
Trazodone	5.048	261319	5158.6	129.34	5806.2	151271	103.142 ng/ml
Venlafaxine	5.076	421849	25260.6	37.11	2684.4	240048	92.475 ng/ml

qc 100 urine

Generated at 12:26 PM on 6/7/2024

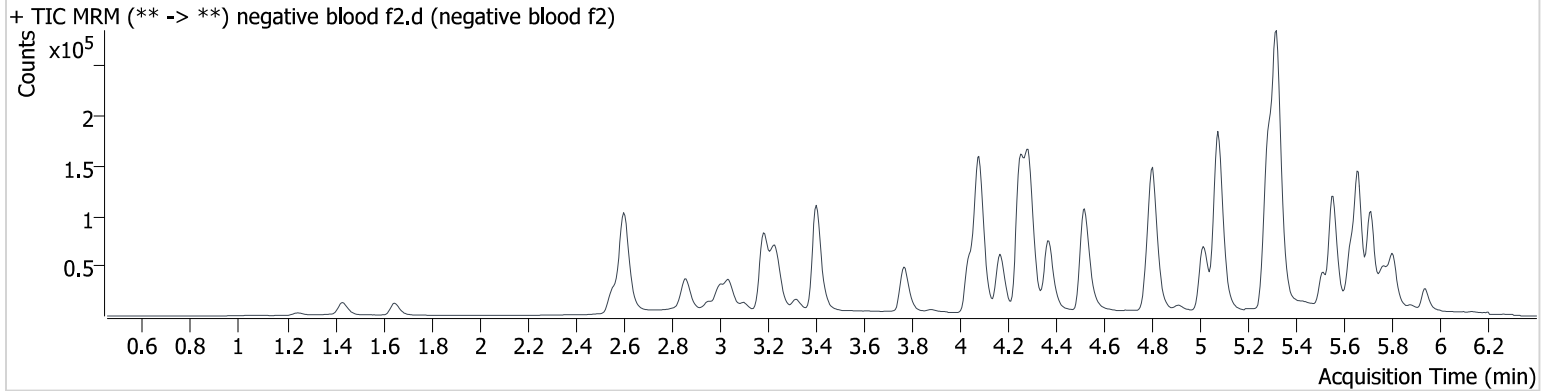
AM #28 Multi-Drug Quant. Results

Batch results D:\MassHunter\Data\2024\am 27-28\060624\QuantResults\am 28.batch.bin
Calibration Last Update 6/7/2024 12:25:18 PM

Instrument 69679
Type Sample
Acq. Method mdqp1 121523.m
Sample Position P2-F2
Injection Volume 2
Acq. Date-Time 6/6/2024 1:32:13 PM
Sample Info.

Data File negative blood f2.d
Sample negative blood f2
Operator Anne Nord
Comment Only drugs and concentrations listed on the laboratory report itself are appropriate to be used for interpretation purposes. Any drugs or values in the notes but not included on the report are used by laboratory personnel to make determinations/reach conclusions within the confines of the methods.

Sample Chromatogram



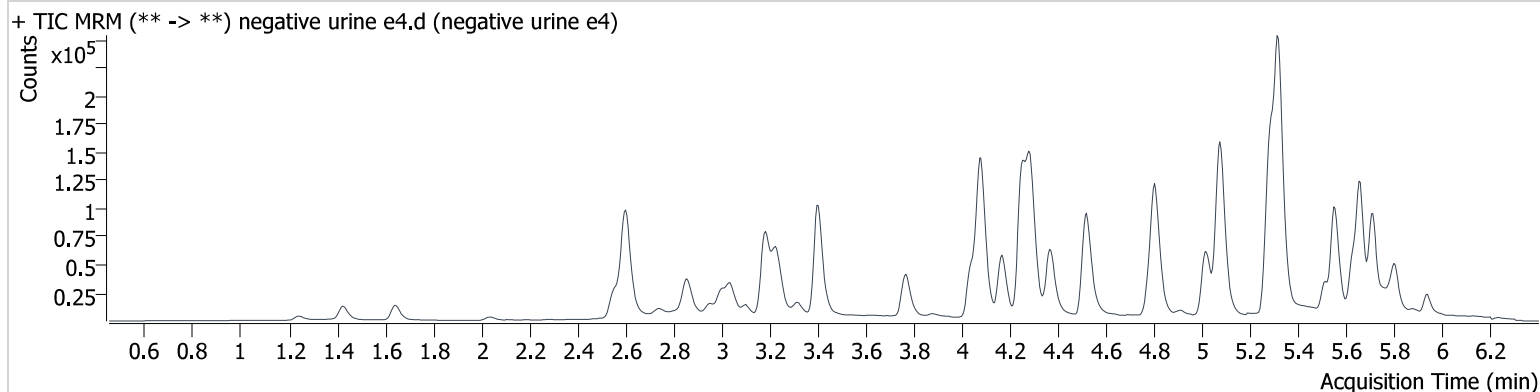
AM #28 Multi-Drug Quant. Results

Batch results D:\MassHunter\Data\2024\am 27-28\060624\QuantResults\am 28.batch.bin
Calibration Last Update 6/7/2024 12:25:18 PM

Instrument 69679
Type Sample
Acq. Method mdqp1 121523.m
Sample Position P2-E4
Injection Volume 2
Acq. Date-Time 6/6/2024 4:43:19 PM
Sample Info.

Data File negative urine e4.d
Sample negative urine e4
Operator Anne Nord
Comment Only drugs and concentrations listed on the laboratory report itself are appropriate to be used for interpretation purposes. Any drugs or values in the notes but not included on the report are used by laboratory personnel to make determinations/reach conclusions within the confines of the methods.

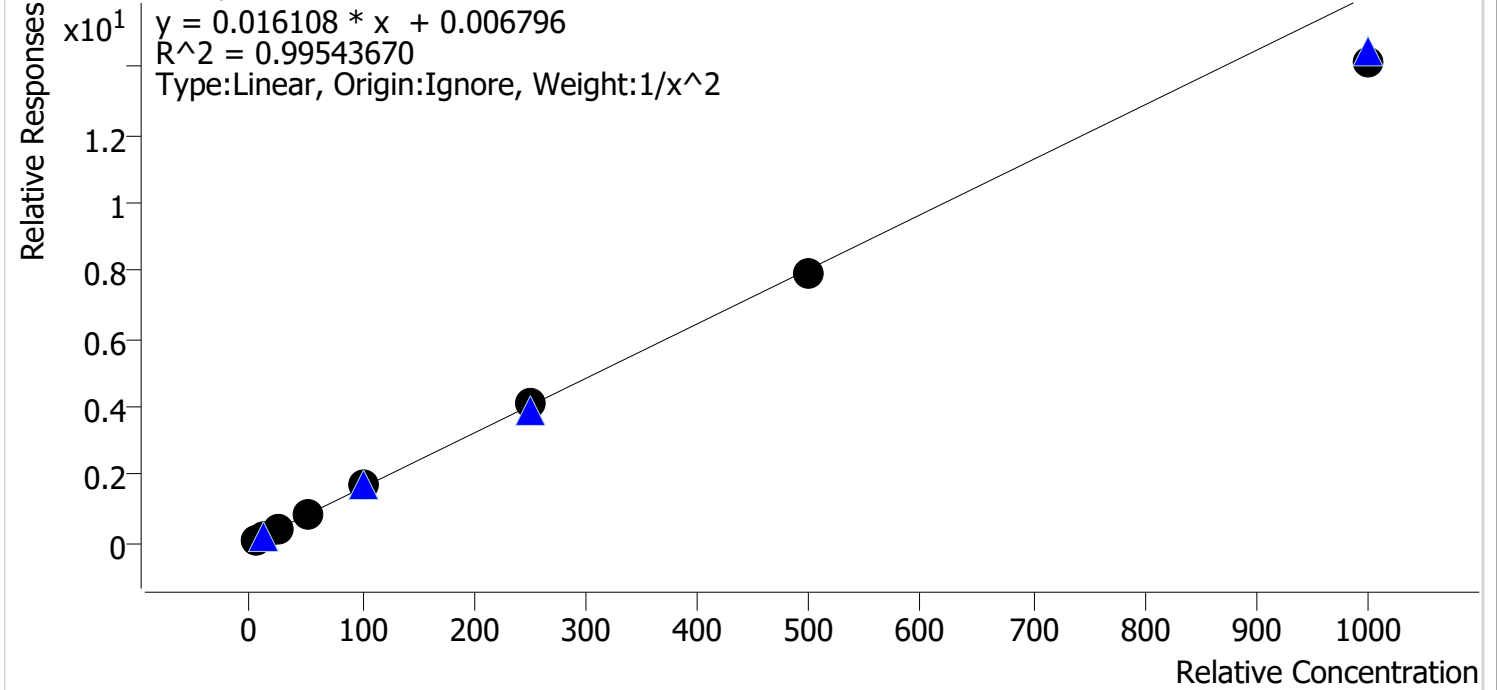
Sample Chromatogram



Compound Calibration Report

Batch results	D:\MassHunter\Data\2024\lam 27-28\060624\QuantResults\lam 28.batch.bin		
Last Cal. Update	6/7/2024 12:25 PM		
Analyst Name	ISP\datastor		
Analyte	7-aminoclonazepam	Internal Standard	7-Aminoclonazepam-D4

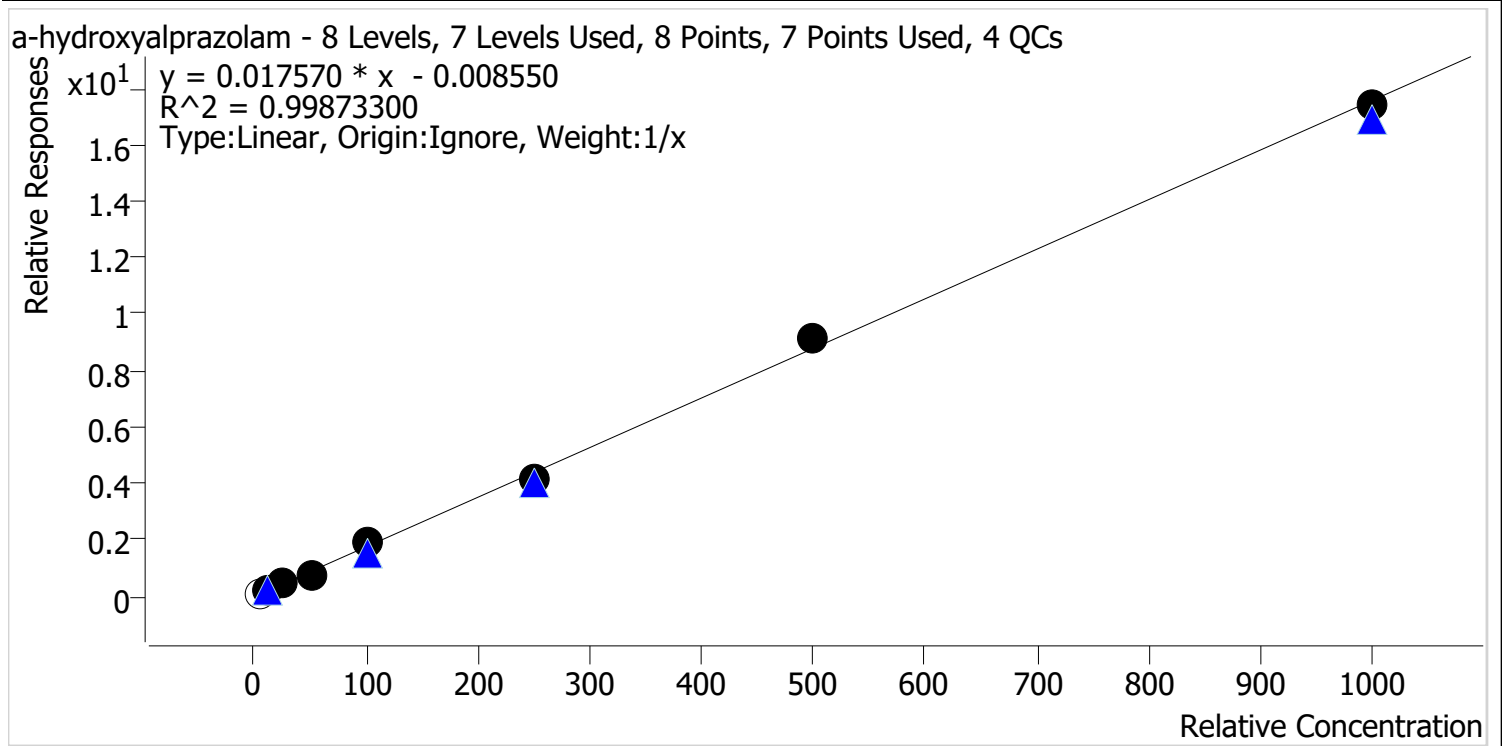
7-aminoclonazepam - 8 Levels, 8 Levels Used, 8 Points, 8 Points Used, 4 QCs



Sample	Level	Enabled	Expected Concentration	Final Concentration	Accuracy
cal 1 mdq	1	✓	5.0	5.0	100.3
cal 2 mdq	2	✓	10.0	9.7	96.8
cal 3 mdq	3	✓	25.0	25.7	102.6
cal 4 mdq	4	✓	50.0	52.7	105.4
cal 5 mdq	5	✓	100.0	106.3	106.3
cal 6 mdq	6	✓	250.0	256.0	102.4
cal 7 mdq	7	✓	500.0	491.4	98.3
cal 8 mdq	8	✓	1000.0	879.0	87.9

Compound Calibration Report

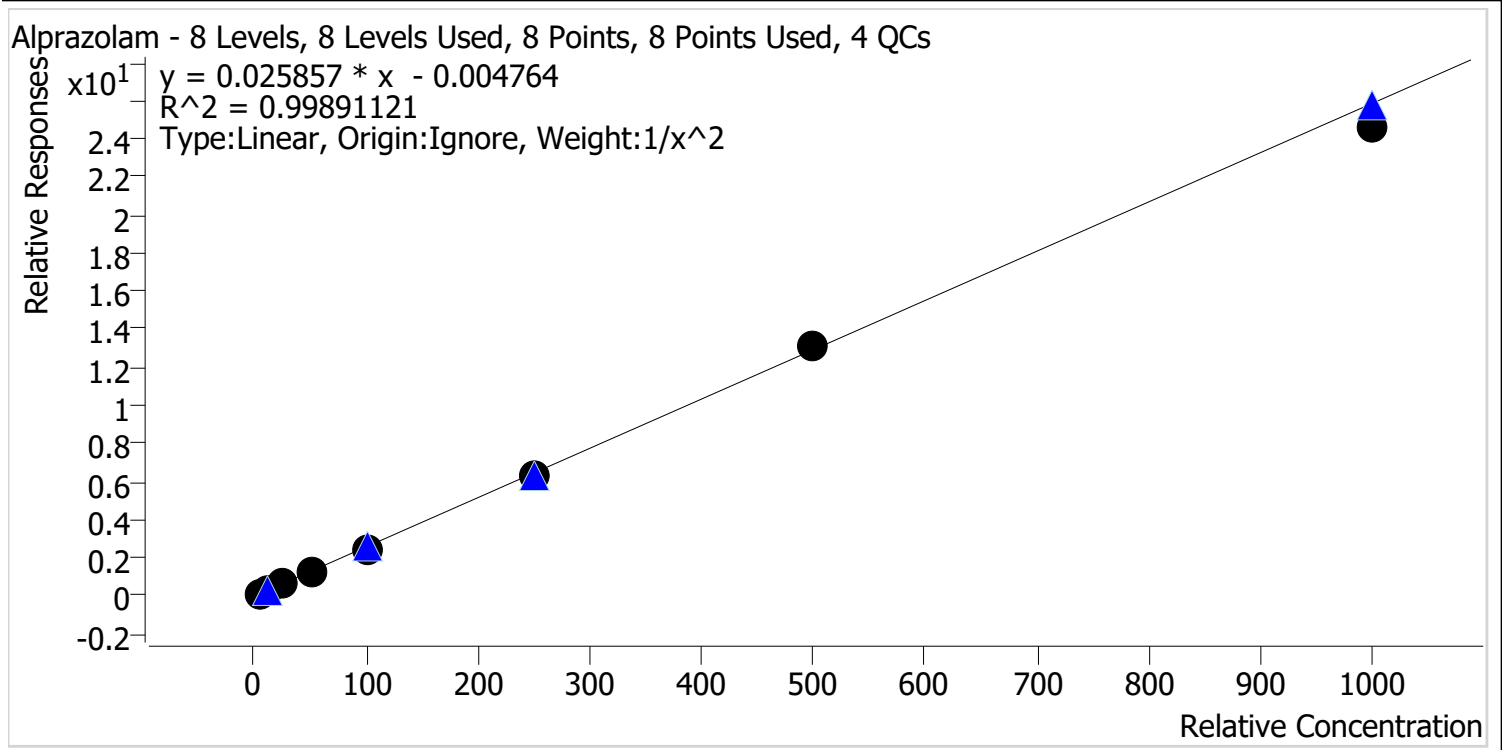
Batch results	D:\MassHunter\Data\2024\am 27-28\060624\QuantResults\am 28.batch.bin		
Last Cal. Update	6/7/2024 12:25 PM		
Analyst Name	ISP\datastor		
Analyte	a-hydroxyalprazolam	Internal Standard	a-hydroxyalprazolam-D5



Sample	Level	Enabled	Expected Concentration	Final Concentration	Accuracy
cal 1 mdq	1	x	5.0	6.1	121.9
cal 2 mdq	2	✓	10.0	10.4	104.4
cal 3 mdq	3	✓	25.0	25.1	100.4
cal 4 mdq	4	✓	50.0	45.2	90.4
cal 5 mdq	5	✓	100.0	106.4	106.4
cal 6 mdq	6	✓	250.0	239.4	95.8
cal 7 mdq	7	✓	500.0	518.2	103.6
cal 8 mdq	8	✓	1000.0	990.3	99.0

Compound Calibration Report

Batch results D:\MassHunter\Data\2024\lam 27-28\060624\QuantResults\lam 28.batch.bin
Last Cal. Update 6/7/2024 12:25 PM
Analyst Name ISP\datastor
Analyte Alprazolam **Internal Standard** Alprazolam-D5

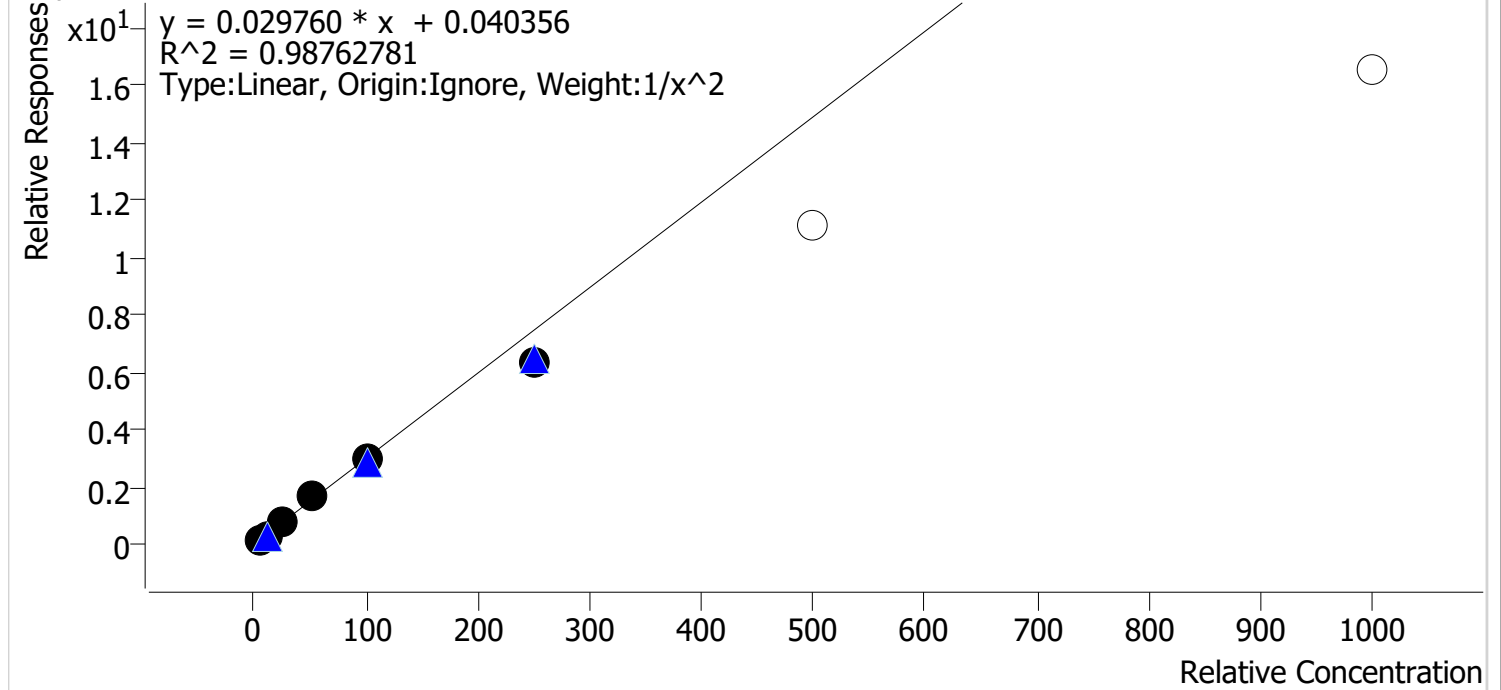


Sample	Level	Enabled	Expected Concentration	Final Concentration	Accuracy
cal 1 mdq	1	✓	5.0	5.0	99.4
cal 2 mdq	2	✓	10.0	9.9	99.5
cal 3 mdq	3	✓	25.0	25.9	103.5
cal 4 mdq	4	✓	50.0	51.8	103.5
cal 5 mdq	5	✓	100.0	97.5	97.5
cal 6 mdq	6	✓	250.0	247.2	98.9
cal 7 mdq	7	✓	500.0	511.0	102.2
cal 8 mdq	8	✓	1000.0	955.2	95.5

Compound Calibration Report

Batch results D:\MassHunter\Data\2024\lam 27-28\060624\QuantResults\lam 28.batch.bin
Last Cal. Update 6/7/2024 12:25 PM
Analyst Name ISP\datastor
Analyte Amphetamine **Internal Standard** Amphetamine-D11

Amphetamine - 8 Levels, 6 Levels Used, 8 Points, 6 Points Used, 4 QCs

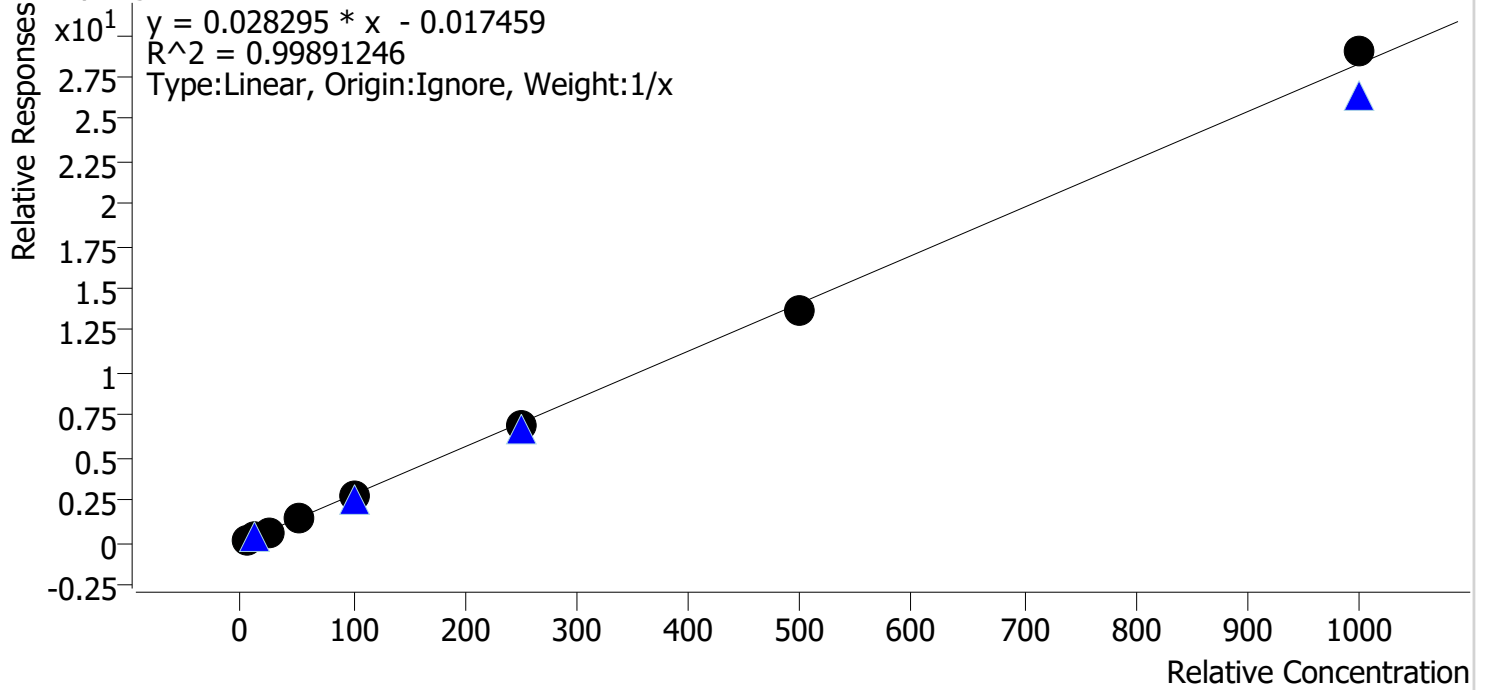


Sample	Level	Enabled	Expected Concentration	Final Concentration	Accuracy
cal 1 mdq	1	✓	5.0	4.8	95.8
cal 2 mdq	2	✓	10.0	10.4	104.0
cal 3 mdq	3	✓	25.0	27.2	108.8
cal 4 mdq	4	✓	50.0	54.0	108.0
cal 5 mdq	5	✓	100.0	99.0	99.0
cal 6 mdq	6	✓	250.0	211.2	84.5
cal 7 mdq	7	✗	500.0	374.3	74.9
cal 8 mdq	8	✗	1000.0	556.9	55.7

Compound Calibration Report

Batch results D:\MassHunter\Data\2024\lam 27-28\060624\QuantResults\lam 28.batch.bin
Last Cal. Update 6/7/2024 12:25 PM
Analyst Name ISP\datastor
Analyte Benzoylecgonine **Internal Standard** Benzoylecgonine-d8

Benzoylecgonine - 8 Levels, 8 Levels Used, 8 Points, 8 Points Used, 4 QCs

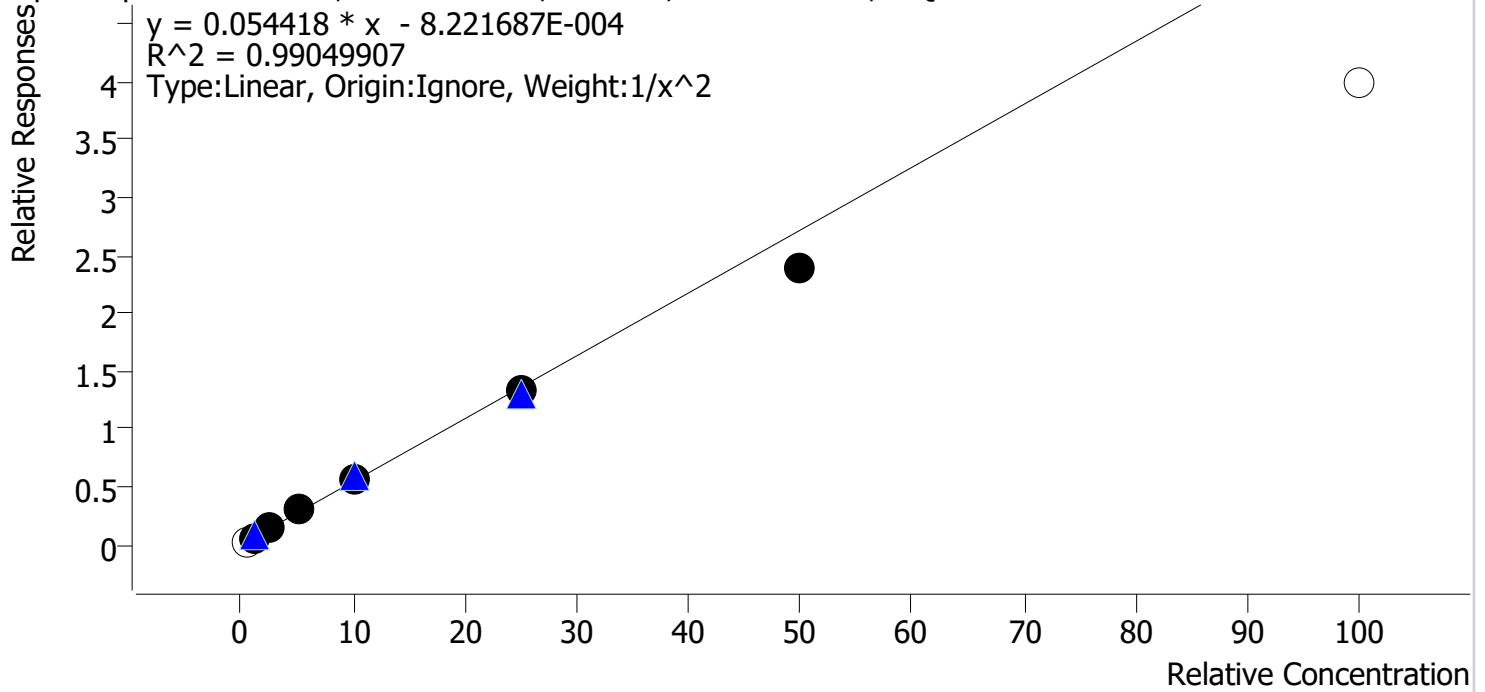


Sample	Level	Enabled	Expected Concentration	Final Concentration	Accuracy
cal 1 mdq	1	✓	5.0	5.8	116.1
cal 2 mdq	2	✓	10.0	10.3	103.1
cal 3 mdq	3	✓	25.0	22.2	88.9
cal 4 mdq	4	✓	50.0	49.8	99.6
cal 5 mdq	5	✓	100.0	93.9	93.9
cal 6 mdq	6	✓	250.0	246.7	98.7
cal 7 mdq	7	✓	500.0	485.7	97.1
cal 8 mdq	8	✓	1000.0	1025.6	102.6

Compound Calibration Report

Batch results D:\MassHunter\Data\2024\am 27-28\060624\QuantResults\am 28.batch.bin
Last Cal. Update 6/7/2024 12:25 PM
Analyst Name ISP\datastor
Analyte Buprenorphine **Internal Standard** Buprenorphine-D4

Buprenorphine - 8 Levels, 6 Levels Used, 8 Points, 6 Points Used, 4 QCs

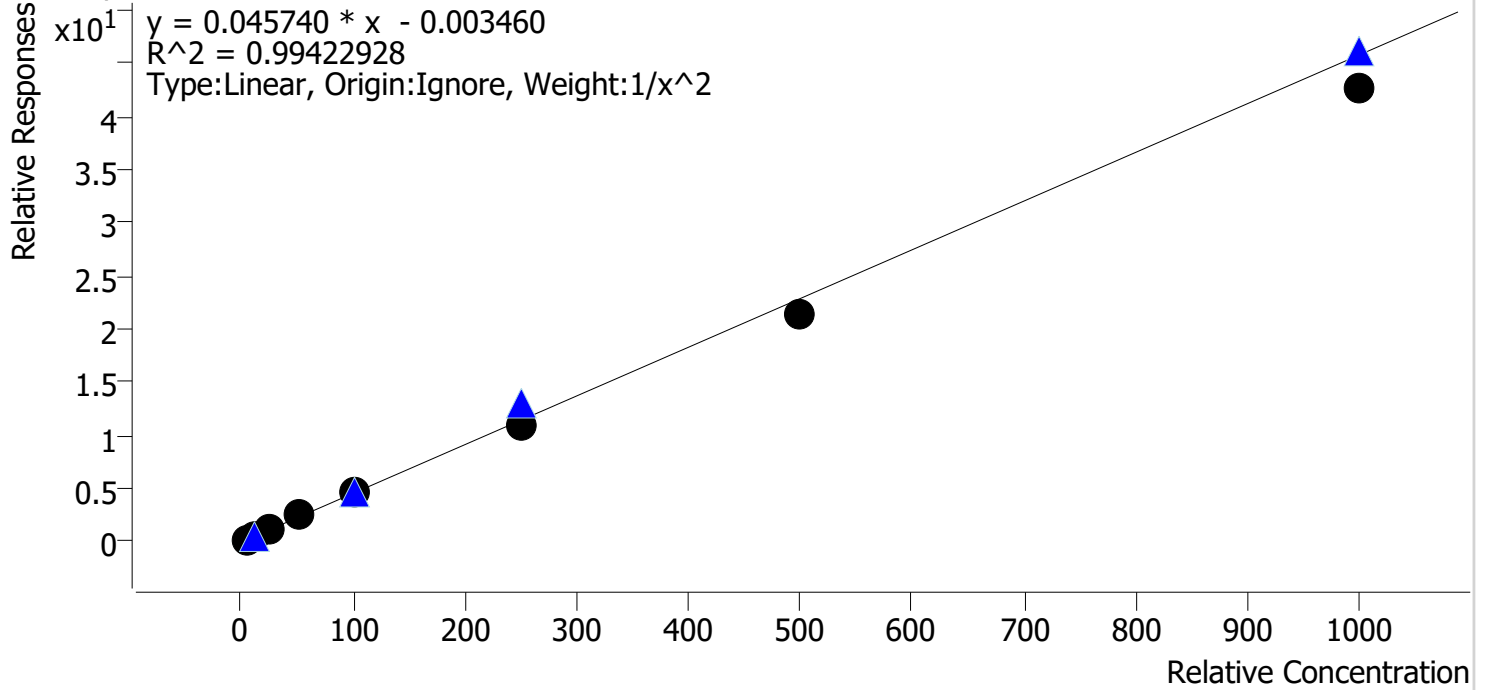


Sample	Level	Enabled	Expected Concentration	Final Concentration	Accuracy
cal 1 mdq	1	x	0.5	0.4	84.7
cal 2 mdq	2	✓	1.0	1.0	95.1
cal 3 mdq	3	✓	2.5	2.7	108.5
cal 4 mdq	4	✓	5.0	5.4	107.1
cal 5 mdq	5	✓	10.0	10.5	104.8
cal 6 mdq	6	✓	25.0	24.2	96.9
cal 7 mdq	7	✓	50.0	43.8	87.7
cal 8 mdq	8	x	100.0	73.7	73.7

Compound Calibration Report

Batch results D:\MassHunter\Data\2024\lam 27-28\060624\QuantResults\lam 28.batch.bin
Last Cal. Update 6/7/2024 12:25 PM
Analyst Name ISP\datastor
Analyte Clonazepam **Internal Standard** Clonazepam-D4

Clonazepam - 8 Levels, 8 Levels Used, 8 Points, 8 Points Used, 4 QCs

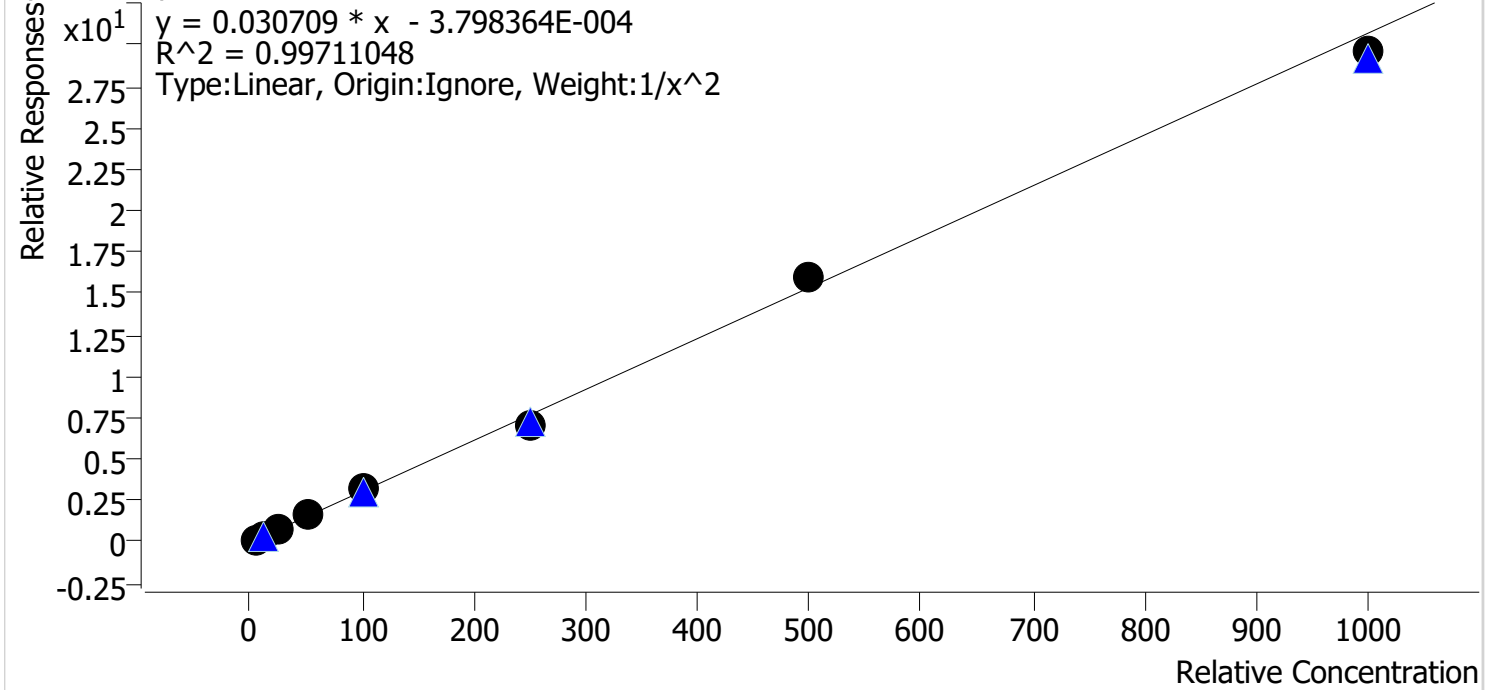


Sample	Level	Enabled	Expected Concentration	Final Concentration	Accuracy
cal 1 mdq	1	✓	5.0	4.7	94.8
cal 2 mdq	2	✓	10.0	10.8	108.3
cal 3 mdq	3	✓	25.0	25.1	100.2
cal 4 mdq	4	✓	50.0	55.1	110.2
cal 5 mdq	5	✓	100.0	103.2	103.2
cal 6 mdq	6	✓	250.0	239.8	95.9
cal 7 mdq	7	✓	500.0	470.6	94.1
cal 8 mdq	8	✓	1000.0	932.4	93.2

Compound Calibration Report

Batch results	D:\MassHunter\Data\2024\lam 27-28\060624\QuantResults\lam 28.batch.bin		
Last Cal. Update	6/7/2024 12:25 PM		
Analyst Name	ISP\datastor		
Analyte	Cyclobenzaprine	Internal Standard	Cyclobenzaprine-D3

Cyclobenzaprine - 8 Levels, 8 Levels Used, 8 Points, 8 Points Used, 4 QCs

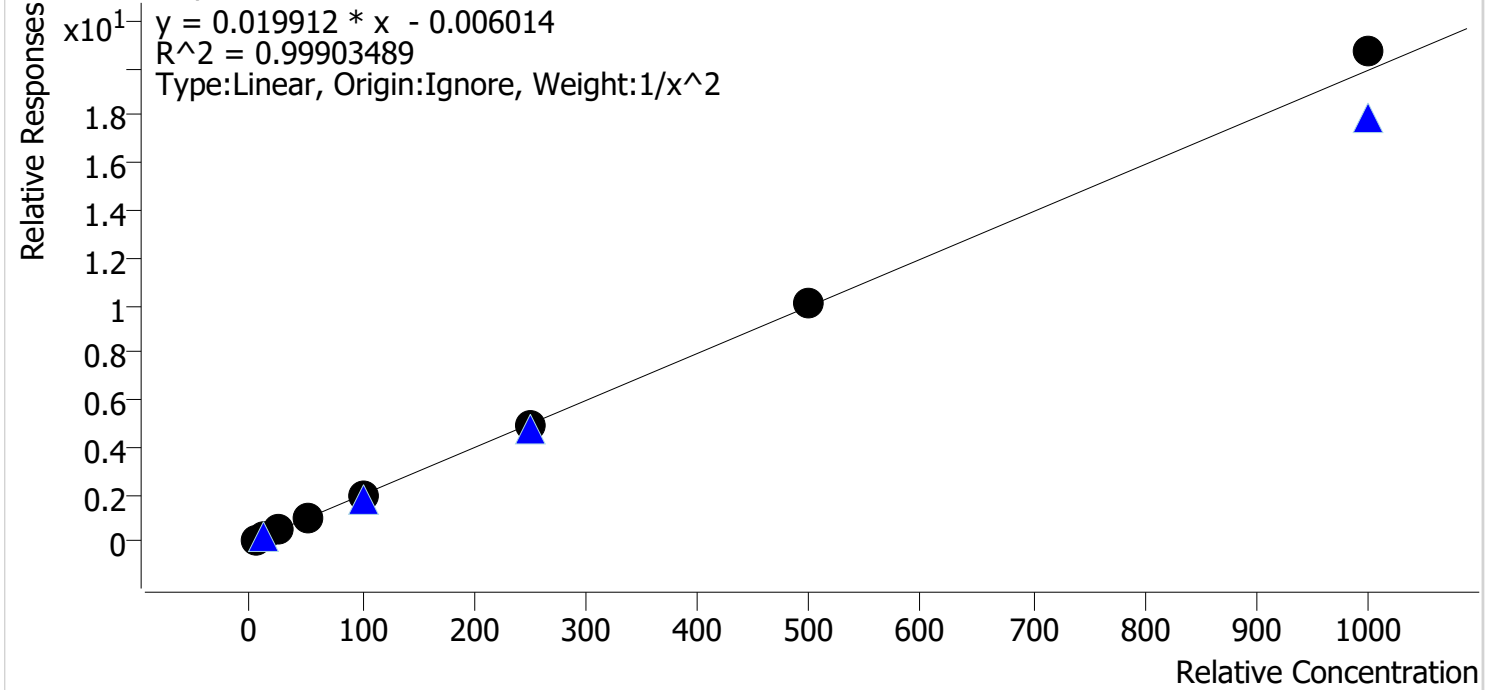


Sample	Level	Enabled	Expected Concentration	Final Concentration	Accuracy
cal 1 mdq	1	✓	5.0	4.8	97.0
cal 2 mdq	2	✓	10.0	10.6	106.3
cal 3 mdq	3	✓	25.0	24.4	97.5
cal 4 mdq	4	✓	50.0	51.8	103.7
cal 5 mdq	5	✓	100.0	102.9	102.9
cal 6 mdq	6	✓	250.0	232.2	92.9
cal 7 mdq	7	✓	500.0	517.1	103.4
cal 8 mdq	8	✓	1000.0	963.7	96.4

Compound Calibration Report

Batch results D:\MassHunter\Data\2024\am 27-28\060624\QuantResults\am 28.batch.bin
Last Cal. Update 6/7/2024 12:25 PM
Analyst Name ISP\datastor
Analyte Dextromethorphan **Internal Standard** Dextromethorphan-D3

Dextromethorphan - 8 Levels, 8 Levels Used, 8 Points, 8 Points Used, 4 QCs

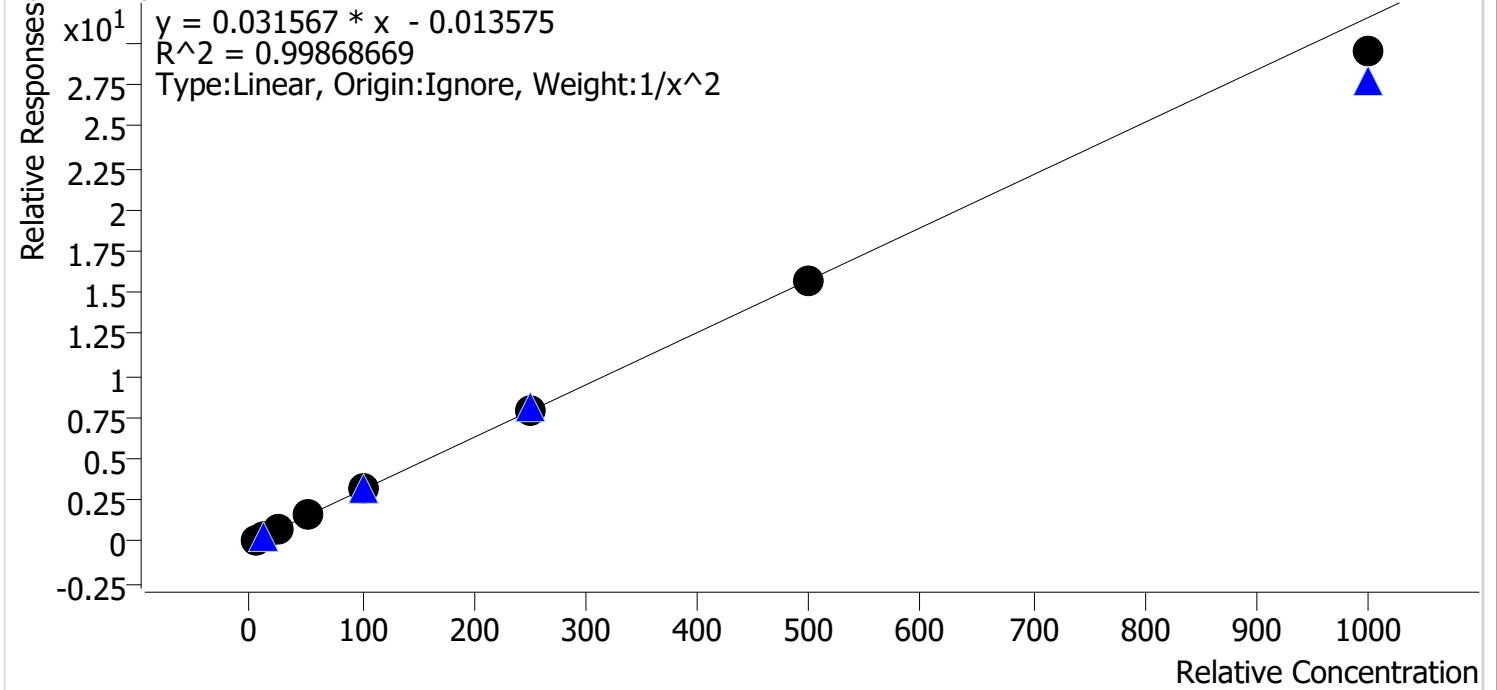


Sample	Level	Enabled	Expected Concentration	Final Concentration	Accuracy
cal 1 mdq	1	✓	5.0	5.1	101.2
cal 2 mdq	2	✓	10.0	10.0	99.9
cal 3 mdq	3	✓	25.0	23.6	94.5
cal 4 mdq	4	✓	50.0	49.7	99.5
cal 5 mdq	5	✓	100.0	99.3	99.3
cal 6 mdq	6	✓	250.0	250.3	100.1
cal 7 mdq	7	✓	500.0	507.7	101.5
cal 8 mdq	8	✓	1000.0	1039.6	104.0

Compound Calibration Report

Batch results D:\MassHunter\Data\2024\lam 27-28\060624\QuantResults\lam 28.batch.bin
Last Cal. Update 6/7/2024 12:25 PM
Analyst Name ISP\datastor
Analyte Hydromorphone **Internal Standard** Hydromorphone-D6

Hydromorphone - 8 Levels, 8 Levels Used, 8 Points, 8 Points Used, 4 QCs

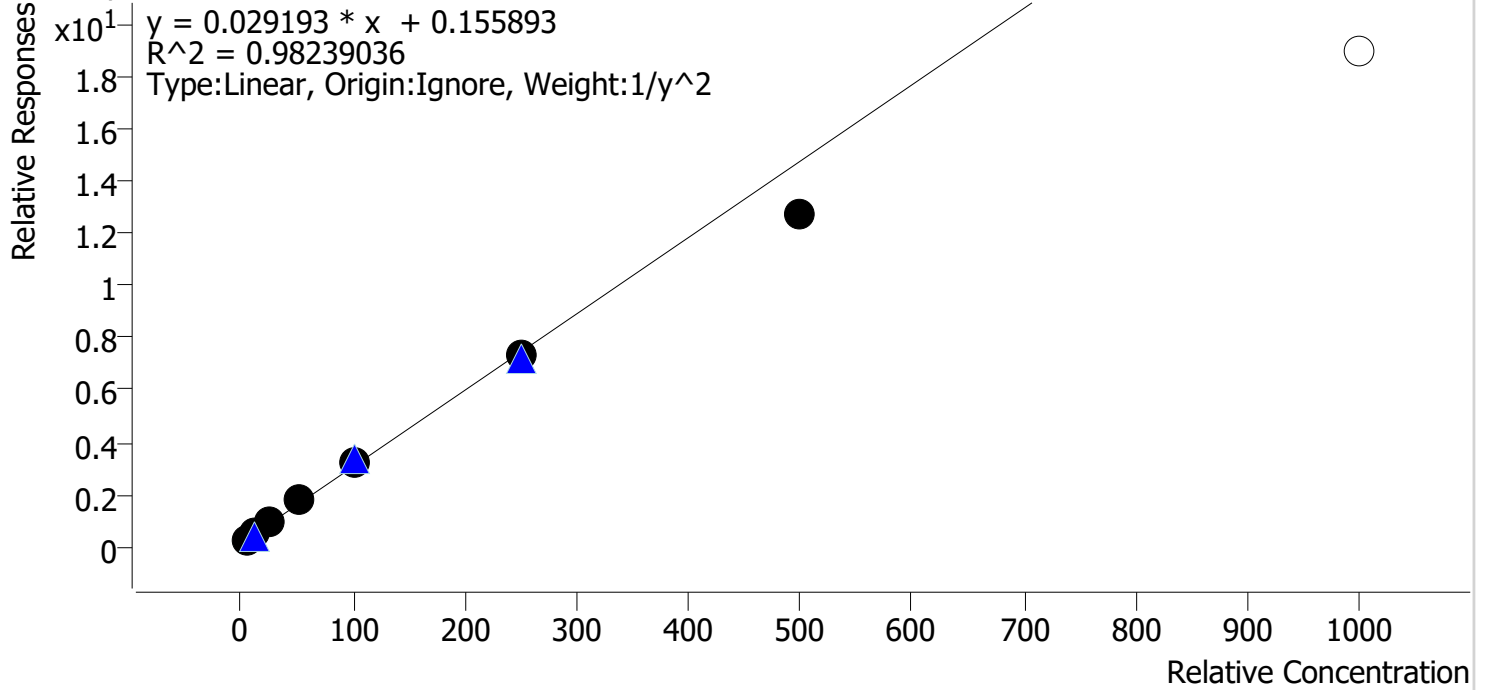


Sample	Level	Enabled	Expected Concentration	Final Concentration	Accuracy
cal 1 mdq	1	✓	5.0	5.0	100.1
cal 2 mdq	2	✓	10.0	9.9	98.8
cal 3 mdq	3	✓	25.0	25.0	99.9
cal 4 mdq	4	✓	50.0	52.2	104.4
cal 5 mdq	5	✓	100.0	102.0	102.0
cal 6 mdq	6	✓	250.0	253.6	101.4
cal 7 mdq	7	✓	500.0	499.0	99.8
cal 8 mdq	8	✓	1000.0	935.1	93.5

Compound Calibration Report

Batch results D:\MassHunter\Data\2024\lam 27-28\060624\QuantResults\lam 28.batch.bin
Last Cal. Update 6/7/2024 12:25 PM
Analyst Name ISP\datastor
Analyte Methamphetamine **Internal Standard** Methamphetamine-D11

Methamphetamine - 8 Levels, 7 Levels Used, 8 Points, 7 Points Used, 4 QCs



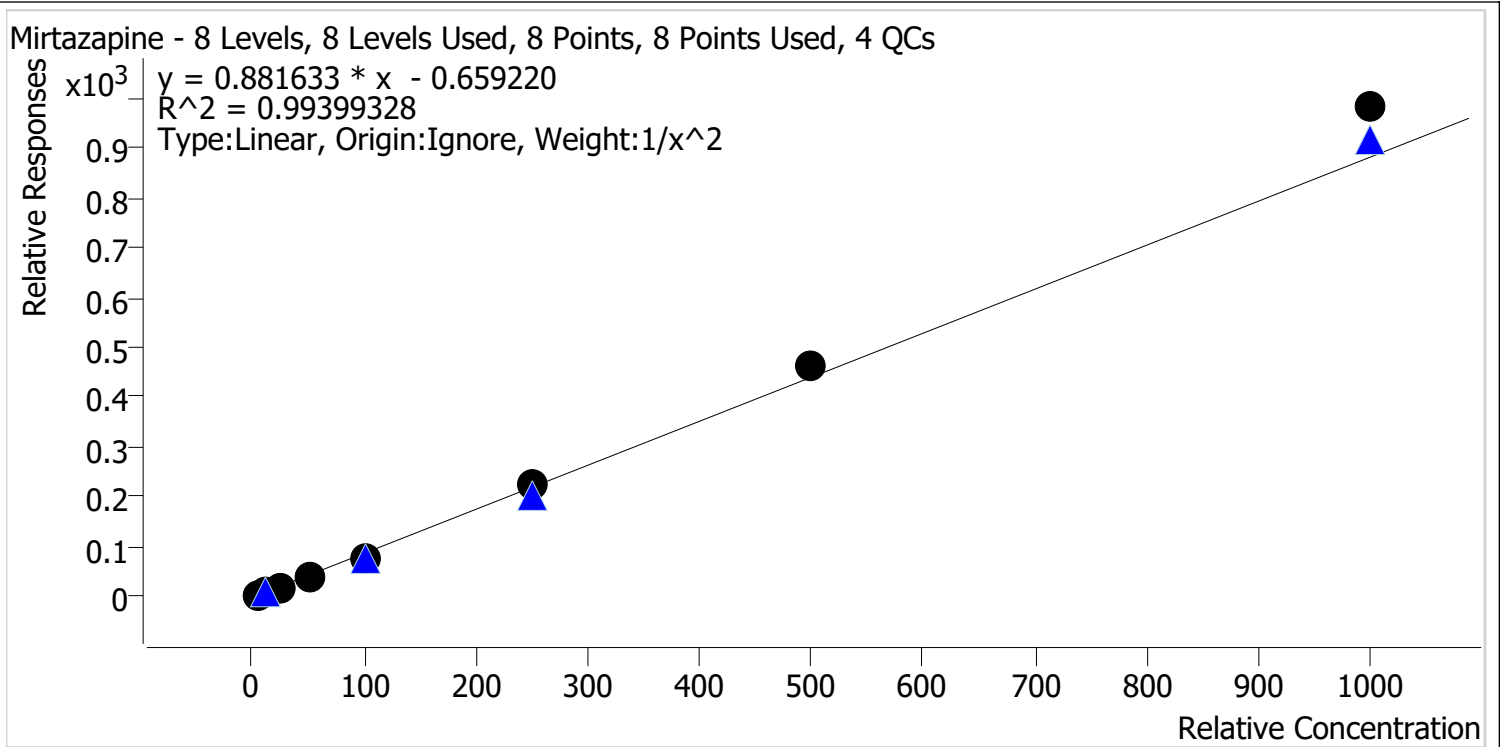
Sample	Level	Enabled	Expected Concentration	Final Concentration	Accuracy
cal 1 mdq	1	✓	5.0	4.2	84.4
cal 2 mdq	2	✓	10.0	11.1	111.3
cal 3 mdq	3	✓	25.0	27.4	109.4
cal 4 mdq	4	✓	50.0	58.9	117.8
cal 5 mdq	5	✓	100.0	106.3	106.3
cal 6 mdq	6	✓	250.0	244.2	97.7
cal 7 mdq	7	✓	500.0	428.8	85.8
cal 8 mdq	8	✗	1000.0	643.4	64.3

Compound Calibration Report

Batch results D:\MassHunter\Data\2024\am 27-28\060624\QuantResults\am 28.batch.bin
Last Cal. Update 6/7/2024 12:25 PM
Analyst Name ISP\datastor
Analyte Mirtazapine

Internal Standard

O-Desmethylvenlafaxine-d6

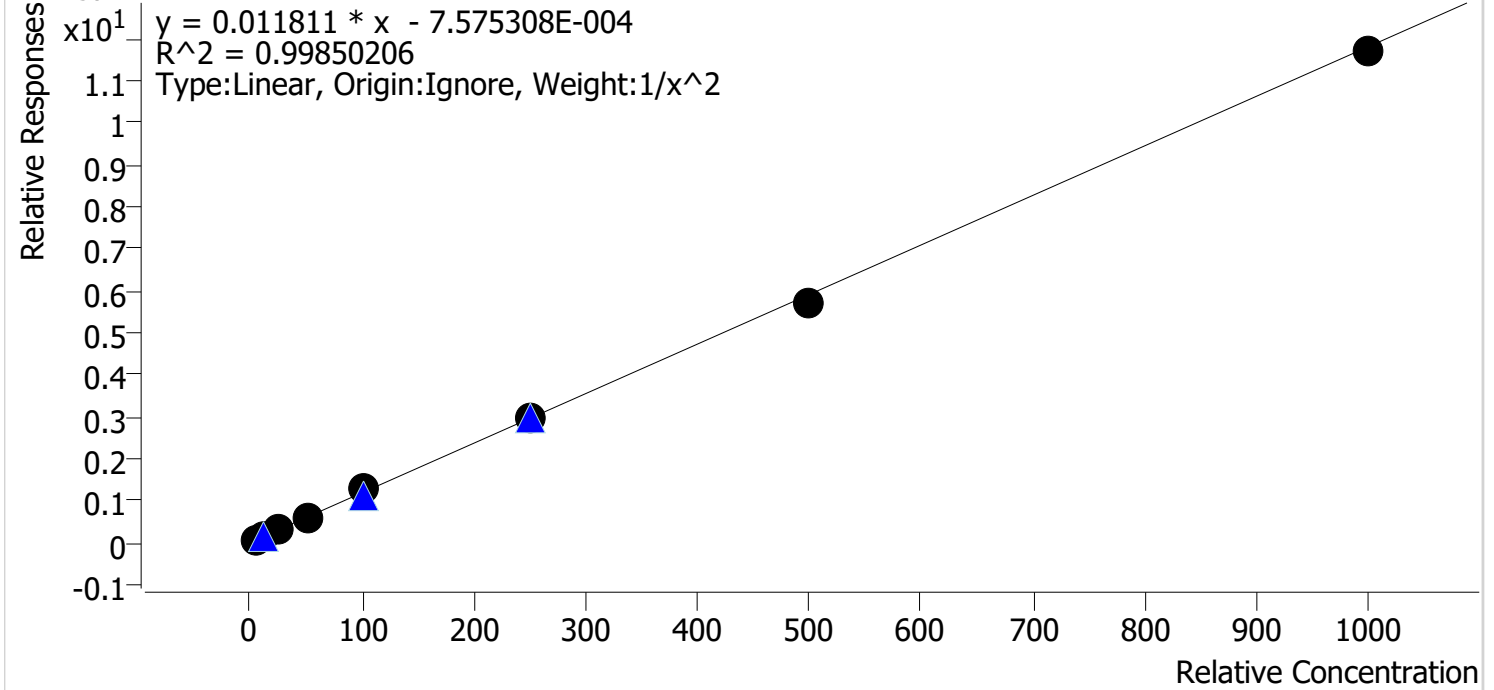


Sample	Level	Enabled	Expected Concentration	Final Concentration	Accuracy
cal 1 mdq	1	✓	5.0	5.2	103.3
cal 2 mdq	2	✓	10.0	9.7	96.8
cal 3 mdq	3	✓	25.0	23.8	95.0
cal 4 mdq	4	✓	50.0	48.0	96.0
cal 5 mdq	5	✓	100.0	90.5	90.5
cal 6 mdq	6	✓	250.0	252.6	101.0
cal 7 mdq	7	✓	500.0	529.5	105.9
cal 8 mdq	8	✓	1000.0	1114.1	111.4

Compound Calibration Report

Batch results D:\MassHunter\Data\2024\lam 27-28\060624\QuantResults\lam 28.batch.bin
Last Cal. Update 6/7/2024 12:25 PM
Analyst Name ISP\datastor
Analyte Mitragynine **Internal Standard** Ketamine-D4

Mitragynine - 8 Levels, 8 Levels Used, 8 Points, 8 Points Used, 4 QCs

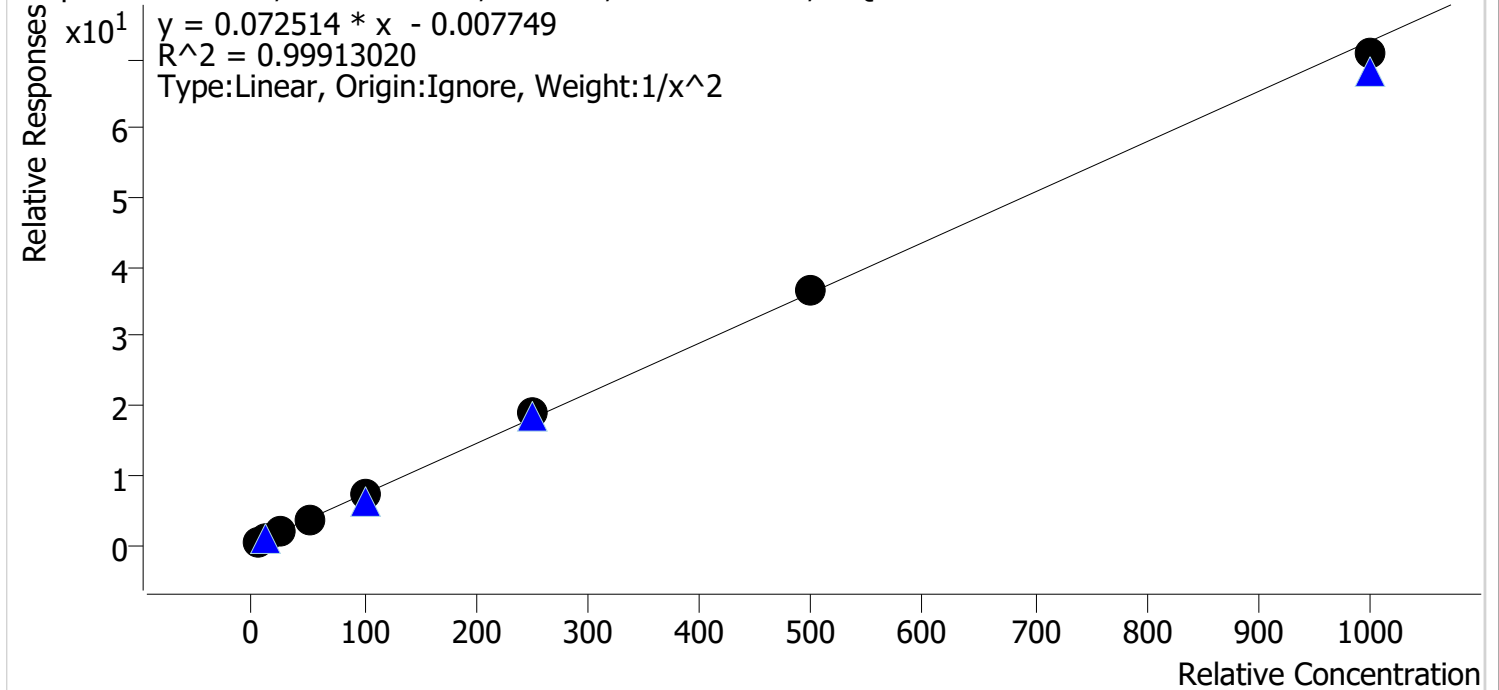


Sample	Level	Enabled	Expected Concentration	Final Concentration	Accuracy
cal 1 mdq	1	✓	5.0	5.1	101.9
cal 2 mdq	2	✓	10.0	9.5	95.1
cal 3 mdq	3	✓	25.0	25.4	101.4
cal 4 mdq	4	✓	50.0	49.7	99.4
cal 5 mdq	5	✓	100.0	106.0	106.0
cal 6 mdq	6	✓	250.0	251.2	100.5
cal 7 mdq	7	✓	500.0	482.8	96.6
cal 8 mdq	8	✓	1000.0	990.2	99.0

Compound Calibration Report

Batch results D:\MassHunter\Data\2024\lam 27-28\060624\QuantResults\lam 28.batch.bin
Last Cal. Update 6/7/2024 12:25 PM
Analyst Name ISP\datastor
Analyte Morphine **Internal Standard** Morphine-D6

Morphine - 8 Levels, 8 Levels Used, 8 Points, 8 Points Used, 4 QCs

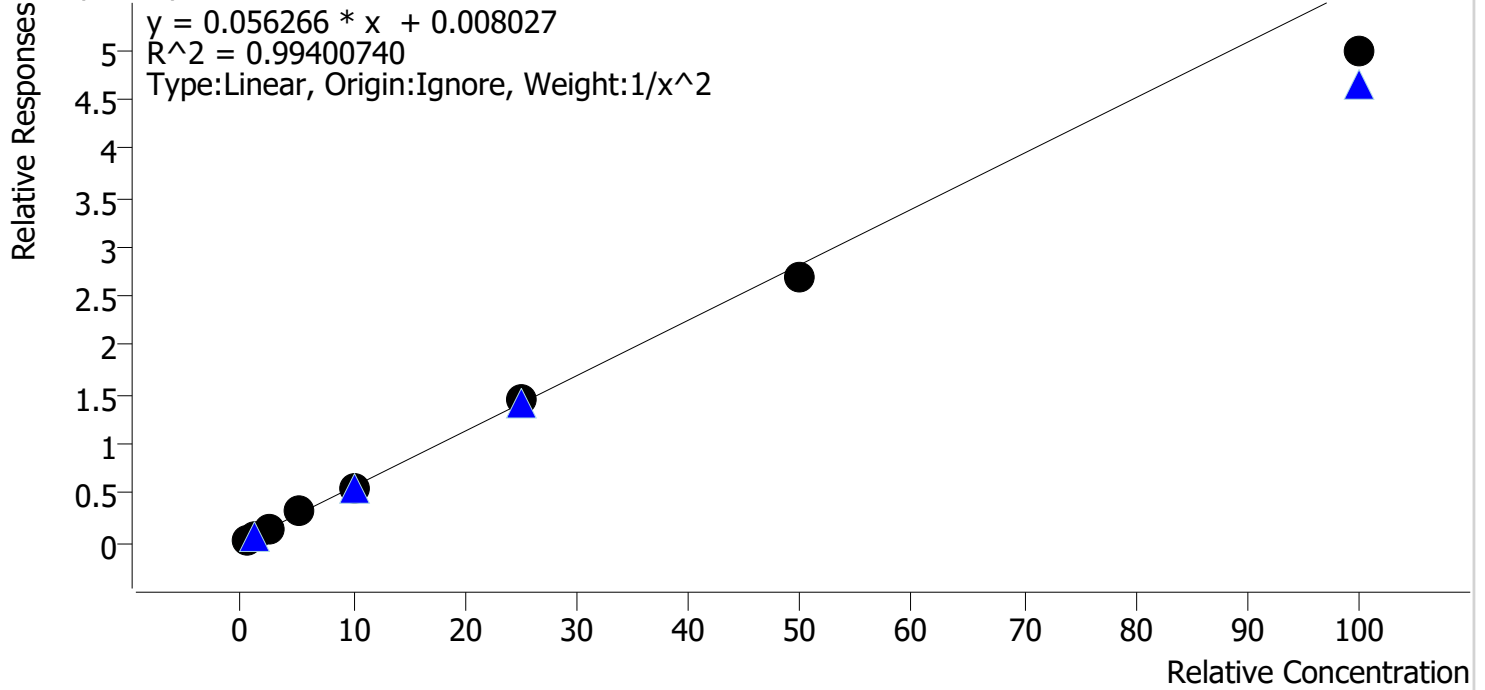


Sample	Level	Enabled	Expected Concentration	Final Concentration	Accuracy
cal 1 mdq	1	✓	5.0	5.1	101.7
cal 2 mdq	2	✓	10.0	9.6	96.3
cal 3 mdq	3	✓	25.0	25.0	100.2
cal 4 mdq	4	✓	50.0	50.7	101.4
cal 5 mdq	5	✓	100.0	97.8	97.8
cal 6 mdq	6	✓	250.0	260.0	104.0
cal 7 mdq	7	✓	500.0	505.3	101.1
cal 8 mdq	8	✓	1000.0	975.4	97.5

Compound Calibration Report

Batch results	D:\MassHunter\Data\2024\lam 27-28\060624\QuantResults\lam 28.batch.bin		
Last Cal. Update	6/7/2024 12:25 PM		
Analyst Name	ISP\datastor		
Analyte	Norbuprenorphine	Internal Standard	Norbuprenorphine-D3

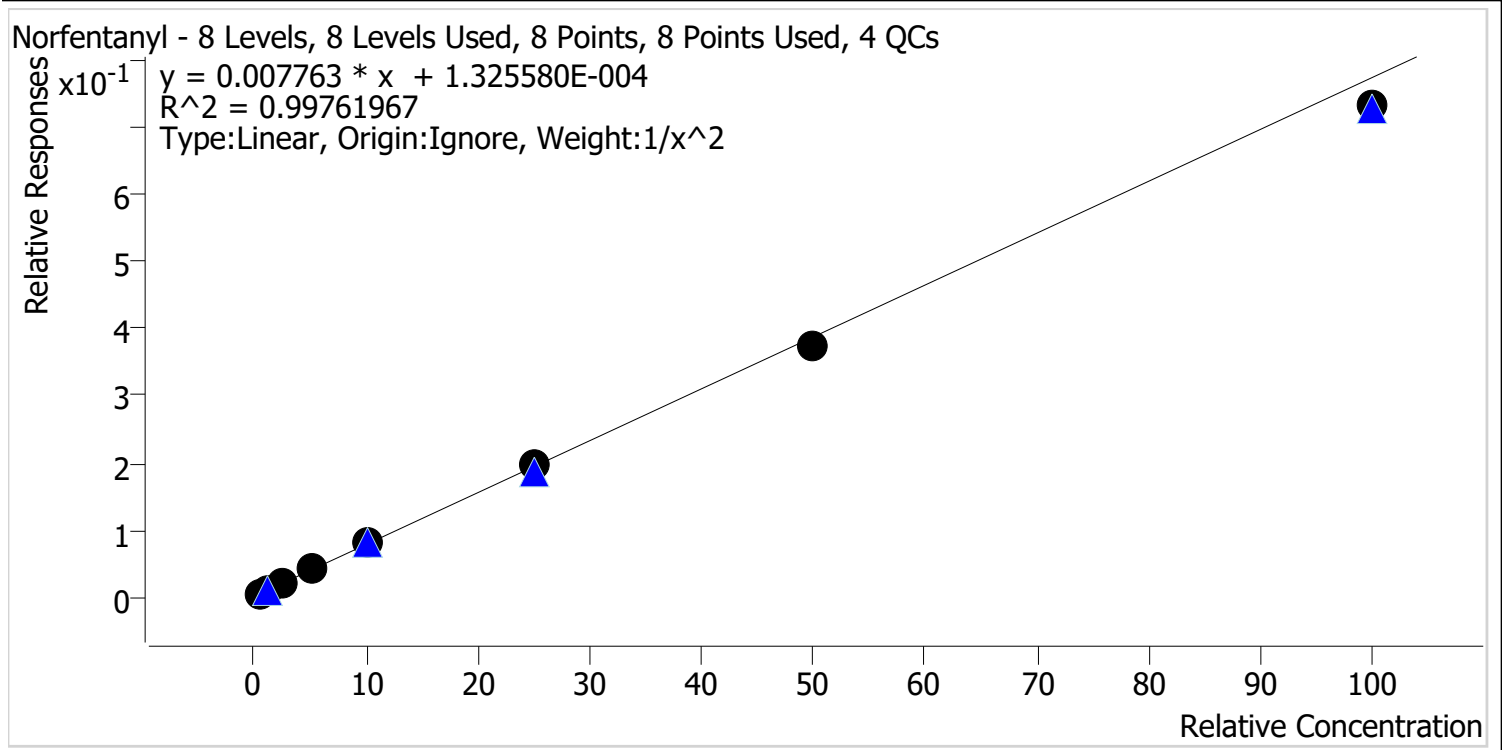
Norbuprenorphine - 8 Levels, 8 Levels Used, 8 Points, 8 Points Used, 4 QCs



Sample	Level	Enabled	Expected Concentration	Final Concentration	Accuracy
cal 1 mdq	1	✓	0.5	0.5	95.8
cal 2 mdq	2	✓	1.0	1.0	104.8
cal 3 mdq	3	✓	2.5	2.6	105.2
cal 4 mdq	4	✓	5.0	5.4	108.5
cal 5 mdq	5	✓	10.0	9.8	97.6
cal 6 mdq	6	✓	25.0	26.0	104.1
cal 7 mdq	7	✓	50.0	47.8	95.6
cal 8 mdq	8	✓	100.0	88.3	88.3

Compound Calibration Report

Batch results D:\MassHunter\Data\2024\lam 27-28\060624\QuantResults\lam 28.batch.bin
Last Cal. Update 6/7/2024 12:25 PM
Analyst Name ISP\datastor
Analyte Norfentanyl **Internal Standard** Norfentanyl-D5

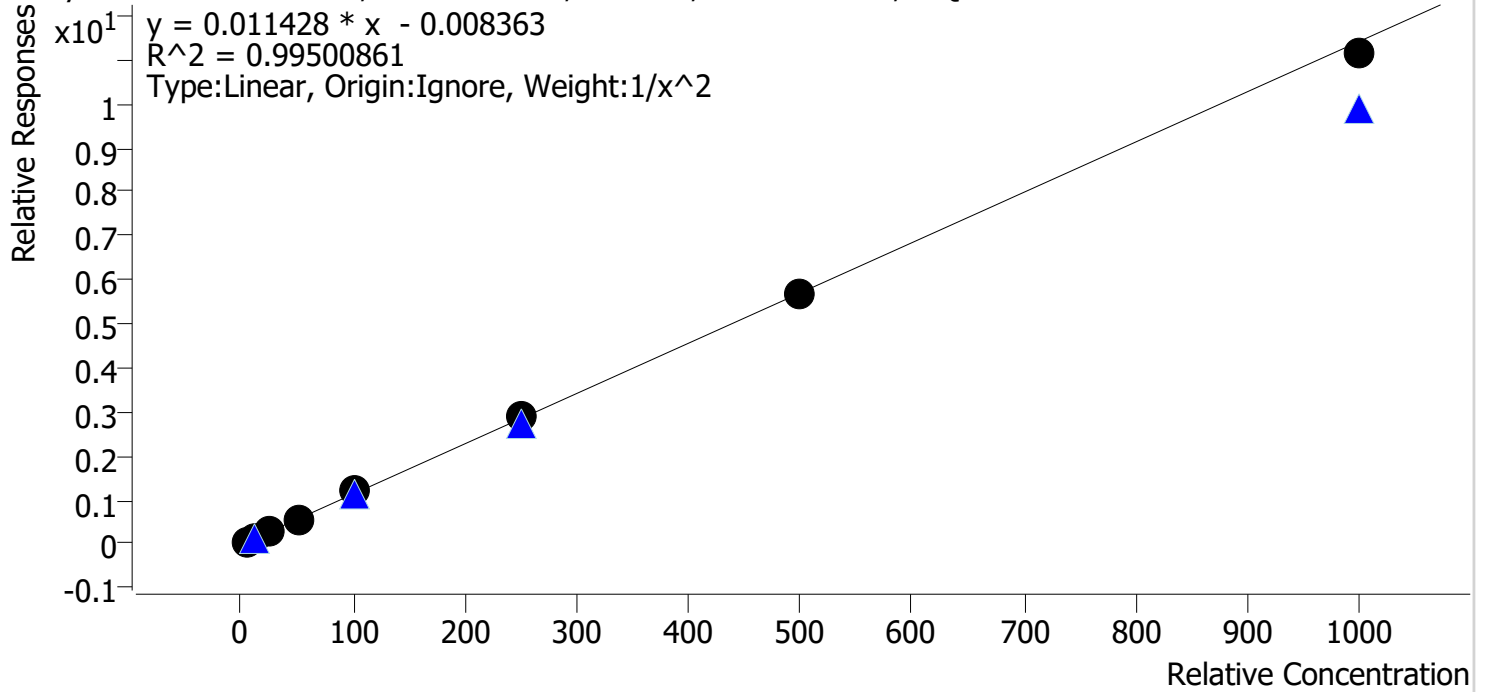


Sample	Level	Enabled	Expected Concentration	Final Concentration	Accuracy
cal 1 mdq	1	✓	0.5	0.5	101.6
cal 2 mdq	2	✓	1.0	0.9	94.5
cal 3 mdq	3	✓	2.5	2.6	102.2
cal 4 mdq	4	✓	5.0	5.3	105.7
cal 5 mdq	5	✓	10.0	10.3	103.4
cal 6 mdq	6	✓	25.0	25.4	101.4
cal 7 mdq	7	✓	50.0	48.3	96.5
cal 8 mdq	8	✓	100.0	94.6	94.6

Compound Calibration Report

Batch results D:\MassHunter\Data\2024\lam 27-28\060624\QuantResults\lam 28.batch.bin
Last Cal. Update 6/7/2024 12:25 PM
Analyst Name ISP\datastor
Analyte Norhydrocodone **Internal Standard** Norhydrocodone-D3

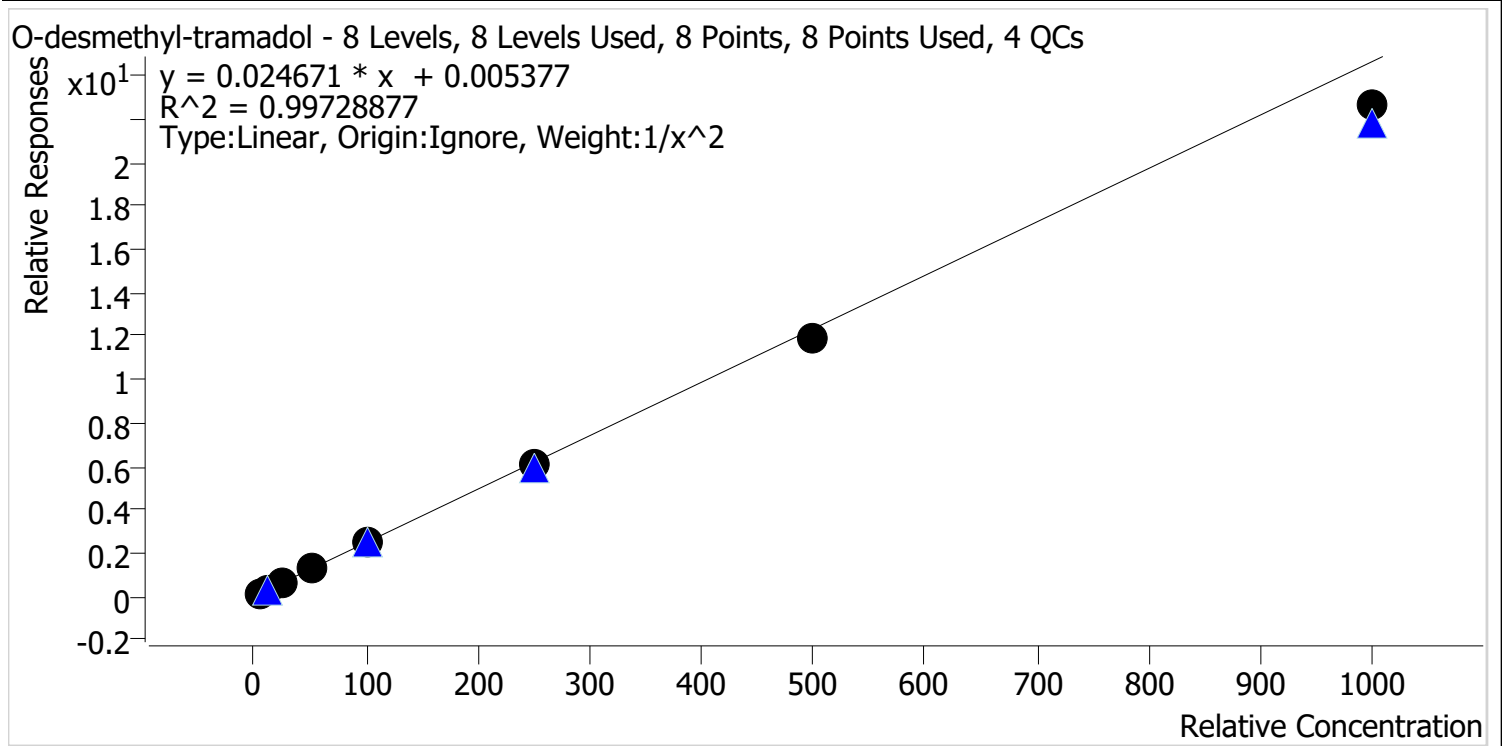
Norhydrocodone - 8 Levels, 8 Levels Used, 8 Points, 8 Points Used, 4 QCs



Sample	Level	Enabled	Expected Concentration	Final Concentration	Accuracy
cal 1 mdq	1	✓	5.0	5.3	105.4
cal 2 mdq	2	✓	10.0	8.7	86.9
cal 3 mdq	3	✓	25.0	26.1	104.3
cal 4 mdq	4	✓	50.0	49.8	99.6
cal 5 mdq	5	✓	100.0	106.1	106.1
cal 6 mdq	6	✓	250.0	252.5	101.0
cal 7 mdq	7	✓	500.0	495.1	99.0
cal 8 mdq	8	✓	1000.0	975.9	97.6

Compound Calibration Report

Batch results	D:\MassHunter\Data\2024\am 27-28\060624\QuantResults\am 28.batch.bin		
Last Cal. Update	6/7/2024 12:25 PM		
Analyst Name	ISP\datastor		
Analyte	O-desmethyl-tramadol	Internal Standard	O-desmethyl-tramadol-D6



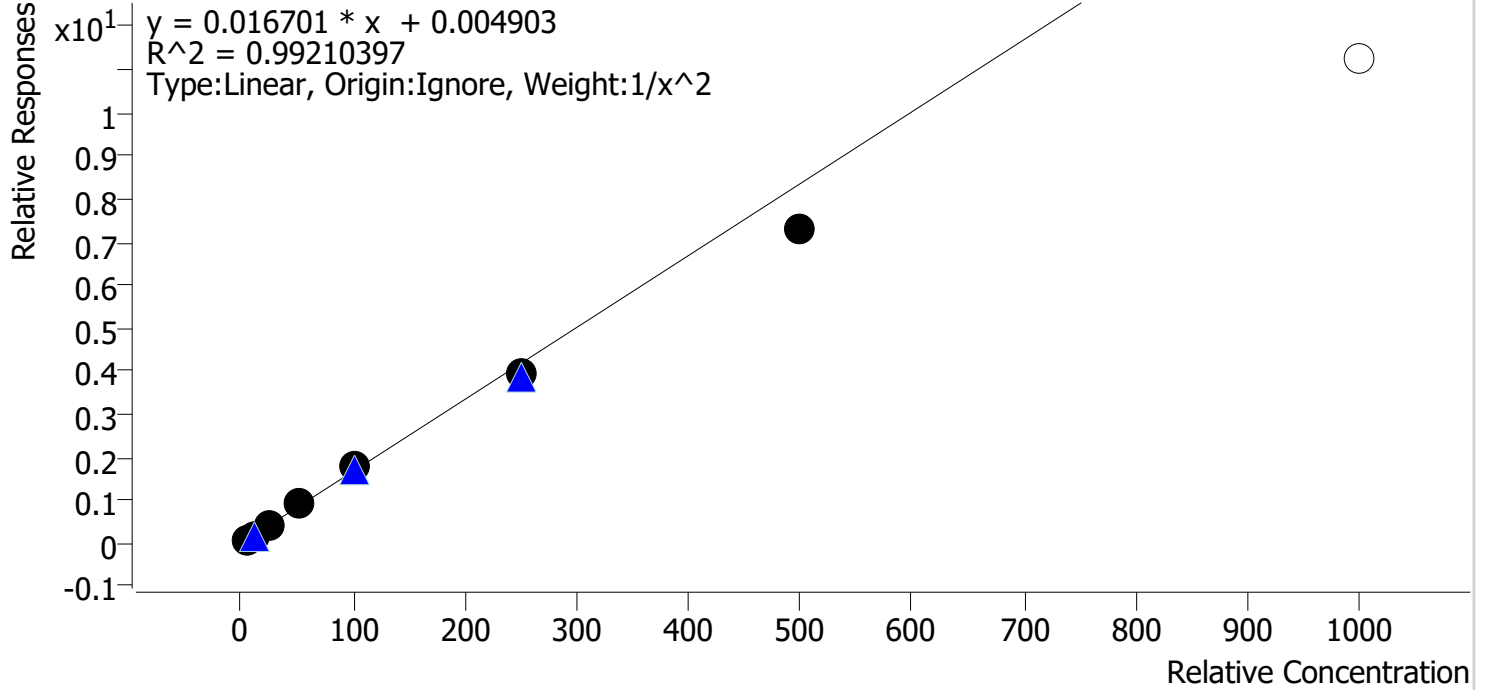
Sample	Level	Enabled	Expected Concentration	Final Concentration	Accuracy
cal 1 mdq	1	✓	5.0	4.9	97.8
cal 2 mdq	2	✓	10.0	10.2	101.6
cal 3 mdq	3	✓	25.0	25.9	103.8
cal 4 mdq	4	✓	50.0	53.3	106.6
cal 5 mdq	5	✓	100.0	101.7	101.7
cal 6 mdq	6	✓	250.0	249.2	99.7
cal 7 mdq	7	✓	500.0	485.2	97.0
cal 8 mdq	8	✓	1000.0	918.3	91.8

Compound Calibration Report

Batch results D:\MassHunter\Data\2024\lam 27-28\060624\QuantResults\lam 28.batch.bin
Last Cal. Update 6/7/2024 12:25 PM
Analyst Name ISP\datastor
Analyte Trazodone

Internal Standard Trazodone-D6

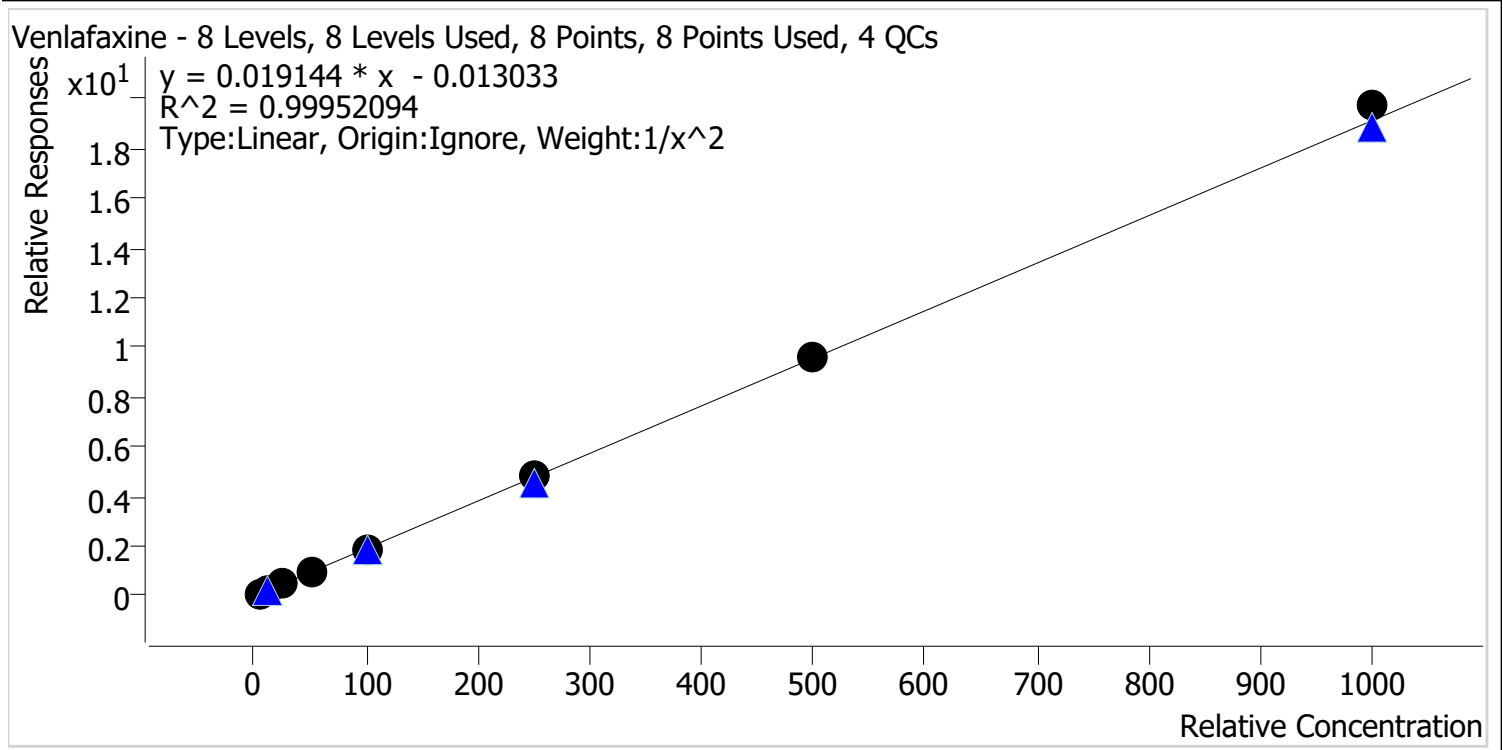
Trazodone - 8 Levels, 7 Levels Used, 8 Points, 7 Points Used, 4 QCs



Sample	Level	Enabled	Expected Concentration	Final Concentration	Accuracy
cal 1 mdq	1	✓	5.0	4.9	97.1
cal 2 mdq	2	✓	10.0	10.2	101.5
cal 3 mdq	3	✓	25.0	26.7	106.8
cal 4 mdq	4	✓	50.0	53.1	106.3
cal 5 mdq	5	✓	100.0	107.1	107.1
cal 6 mdq	6	✓	250.0	233.9	93.6
cal 7 mdq	7	✓	500.0	438.0	87.6
cal 8 mdq	8	✗	1000.0	676.0	67.6

Compound Calibration Report

Batch results D:\MassHunter\Data\2024\lam 27-28\060624\QuantResults\lam 28.batch.bin
Last Cal. Update 6/7/2024 12:25 PM
Analyst Name ISP\datastor
Analyte Venlafaxine **Internal Standard** Venlafaxine-D6

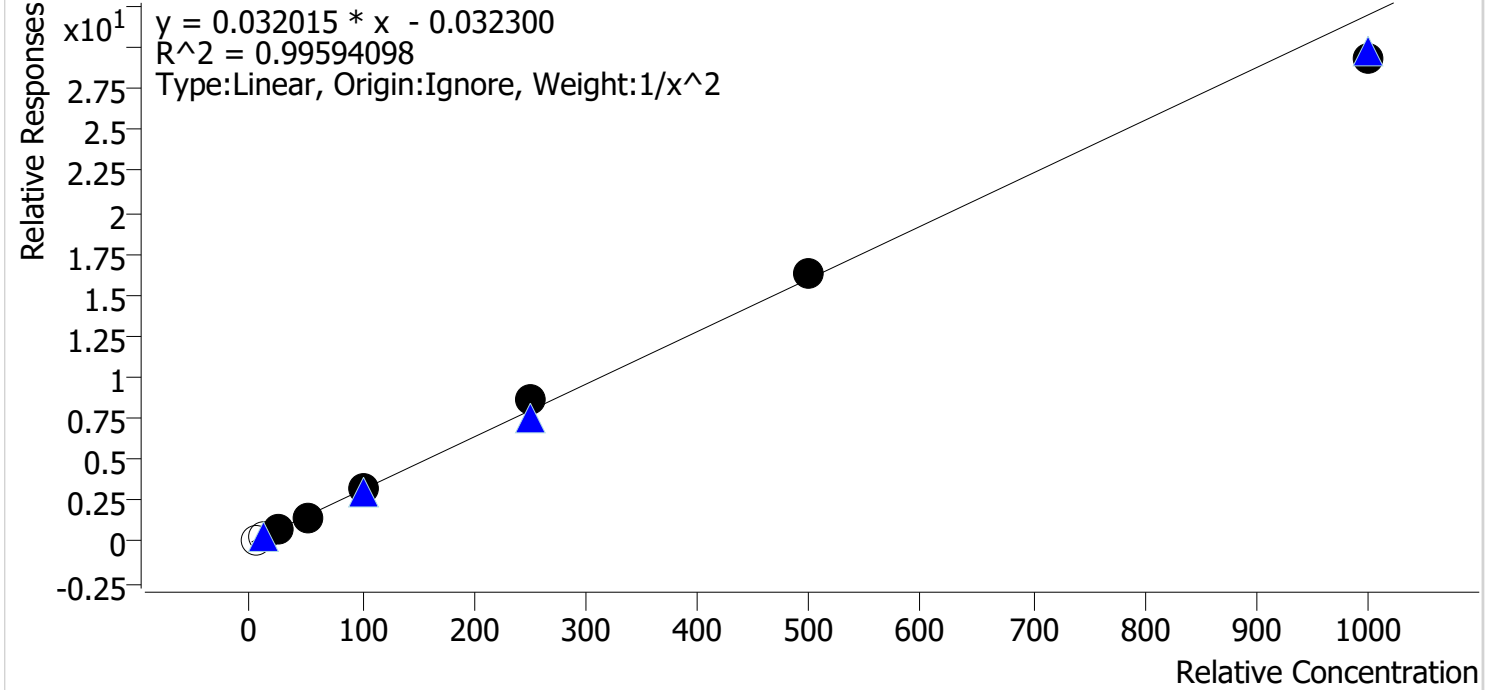


Sample	Level	Enabled	Expected Concentration	Final Concentration	Accuracy
cal 1 mdq	1	✓	5.0	5.0	99.8
cal 2 mdq	2	✓	10.0	10.2	101.9
cal 3 mdq	3	✓	25.0	24.2	96.9
cal 4 mdq	4	✓	50.0	49.4	98.8
cal 5 mdq	5	✓	100.0	99.2	99.2
cal 6 mdq	6	✓	250.0	249.5	99.8
cal 7 mdq	7	✓	500.0	502.3	100.5
cal 8 mdq	8	✓	1000.0	1031.5	103.2

Compound Calibration Report

Batch results D:\MassHunter\Data\2024\lam 27-28\060624\QuantResults\lam 28.batch.bin
Last Cal. Update 6/7/2024 12:25 PM
Analyst Name ISP\datastor
Analyte Duloxetine **Internal Standard** Duloxetine-d3

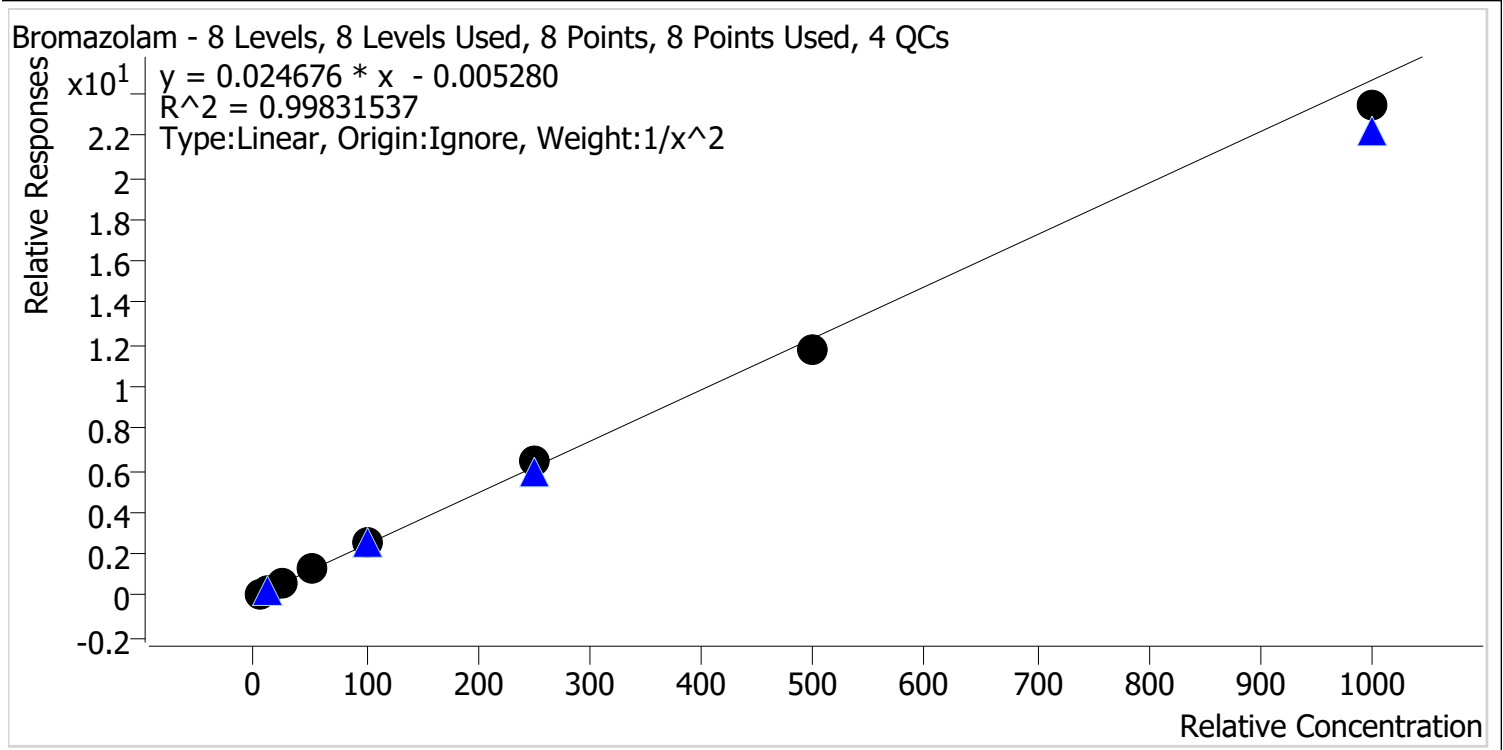
Duloxetine - 8 Levels, 6 Levels Used, 8 Points, 6 Points Used, 4 QCs



Sample	Level	Enabled	Expected Concentration	Final Concentration	Accuracy
cal 1 mdq	1	x	5.0	5.4	107.9
cal 2 mdq	2	x	10.0	10.4	104.4
cal 3 mdq	3	✓	25.0	25.0	100.2
cal 4 mdq	4	✓	50.0	48.8	97.5
cal 5 mdq	5	✓	100.0	101.9	101.9
cal 6 mdq	6	✓	250.0	267.9	107.2
cal 7 mdq	7	✓	500.0	507.2	101.4
cal 8 mdq	8	✓	1000.0	917.8	91.8

Compound Calibration Report

Batch results D:\MassHunter\Data\2024\lam 27-28\060624\QuantResults\lam 28.batch.bin
Last Cal. Update 6/7/2024 12:25 PM
Analyst Name ISP\datastor
Analyte Bromazolam **Internal Standard** Bromazolam-D5



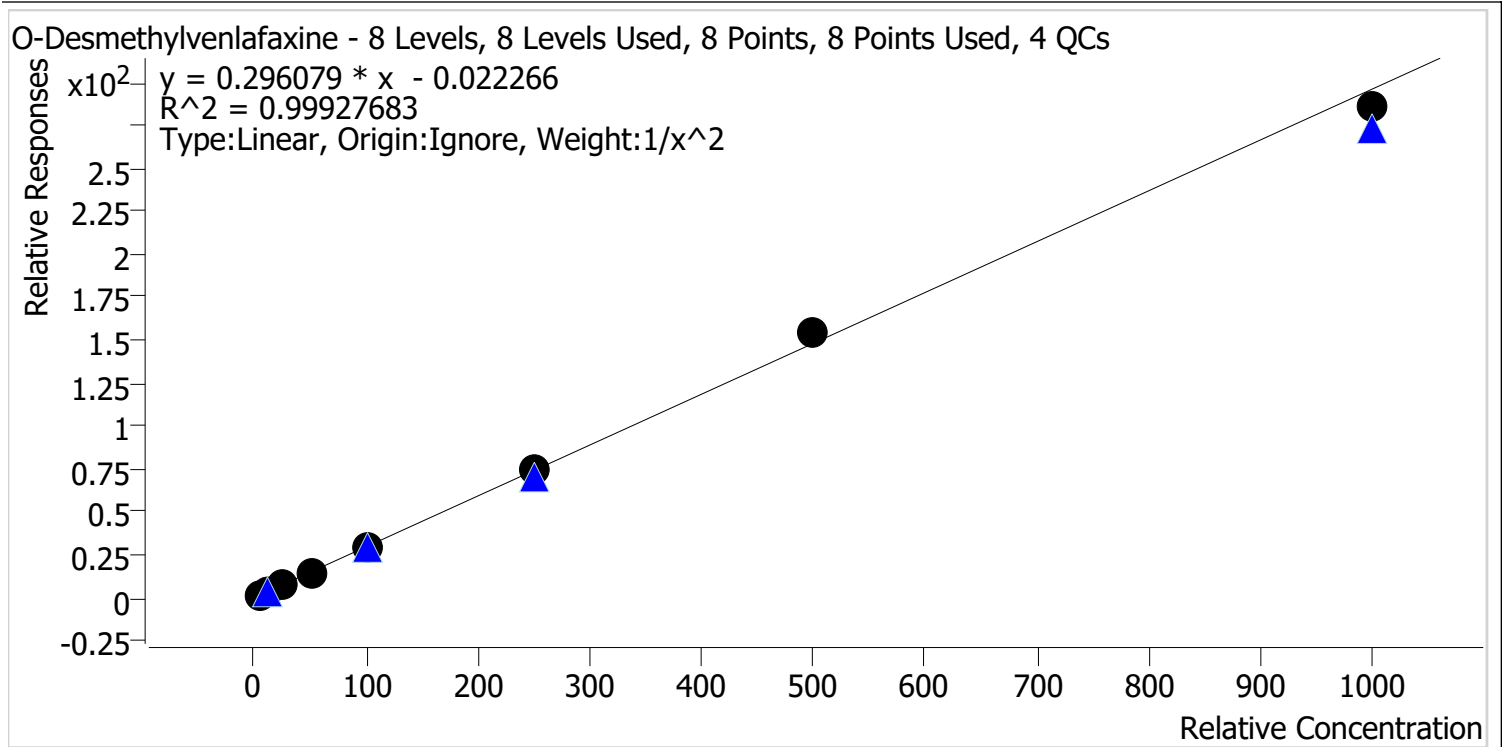
Sample	Level	Enabled	Expected Concentration	Final Concentration	Accuracy
cal 1 mdq	1	✓	5.0	4.9	97.7
cal 2 mdq	2	✓	10.0	10.3	103.4
cal 3 mdq	3	✓	25.0	25.4	101.7
cal 4 mdq	4	✓	50.0	50.7	101.5
cal 5 mdq	5	✓	100.0	101.4	101.4
cal 6 mdq	6	✓	250.0	260.2	104.1
cal 7 mdq	7	✓	500.0	475.5	95.1
cal 8 mdq	8	✓	1000.0	950.5	95.0

Compound Calibration Report

Batch results D:\MassHunter\Data\2024\am 27-28\060624\QuantResults\am 28.batch.bin
Last Cal. Update 6/7/2024 12:25 PM
Analyst Name ISP\datastor
Analyte O-Desmethylvenlafaxine

Internal Standard

O-Desmethylvenlafaxine-d6



Sample	Level	Enabled	Expected Concentration	Final Concentration	Accuracy
cal 1 mdq	1	✓	5.0	5.1	101.2
cal 2 mdq	2	✓	10.0	9.8	97.9
cal 3 mdq	3	✓	25.0	24.6	98.6
cal 4 mdq	4	✓	50.0	50.7	101.4
cal 5 mdq	5	✓	100.0	99.2	99.2
cal 6 mdq	6	✓	250.0	253.8	101.5
cal 7 mdq	7	✓	500.0	518.2	103.6
cal 8 mdq	8	✓	1000.0	965.0	96.5

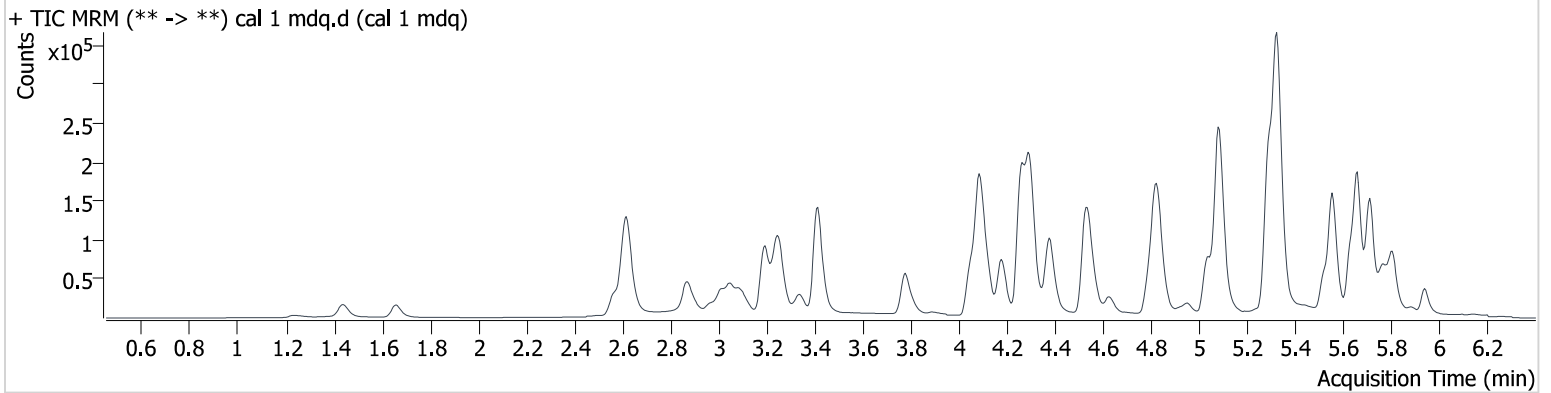
AM #28 Multi-Drug Quant. Results

Batch results D:\MassHunter\Data\2024\am 27-28\060624\QuantResults\am 28.batch.bin
Calibration Last Update 6/7/2024 12:25:18 PM

Instrument 69679
Type Cal
Acq. Method mdqp1 121523.m
Sample Position P2-A1
Injection Volume 2
Acq. Date-Time 6/6/2024 11:30:28 AM
Sample Info.

Data File cal 1 mdq.d
Sample cal 1 mdq
Operator Anne Nord
Comment Only drugs and concentrations listed on the laboratory report itself are appropriate to be used for interpretation purposes. Any drugs or values in the notes but not included on the report are used by laboratory personnel to make determinations/reach conclusions within the confines of the methods.

Sample Chromatogram



Name	RT	Resp.	S/N	Ratio	S/N	ISTD Resp.	Final Conc.
7-aminoclonazepam	4.294	3982	3975.0	114.73	∞	45487	5.013 ng/ml
a-hydroxyalprazolam	5.700	756	2171.6	79.80 High	4608.4	7671	6.096 ng/ml
Alprazolam	5.769	9708	1755.8	99.25	312.3	78483	4.968 ng/ml
Amphetamine	3.094	15553	1763.7	274.21	247.9	85021	4.791 ng/ml
Benzoylcegonine	3.921	676	∞	41.33	62.5	4604	5.807 ng/ml
Bromazolam	5.809	4220	573.8	101.73	367.3	36601	4.887 ng/ml
Buprenorphine	5.646	570	440.5	32.81 High	426.4	25673	0.423 ng/ml
Clonazepam	5.617	981	1029.4	35.53	2453.1	4598	4.741 ng/ml
Cyclobenzaprine	5.635	22112	16132.4	10.86	367.6	148901	4.848 ng/ml
Dextromethorphan	5.311	13308	13835.6	77.76	∞	140464	5.060 ng/ml
Doxylamine	4.550	55137	18603.4	94.55	34931.7	353965	4.902 ng/ml
Duloxetine	5.665	3069	213.4	11.24 High	27.7	21847	5.397 ng/ml
EDDP	5.294	27720	5985.8	43.91	3236.7	273949	4.923 ng/ml
Fentanyl	5.101	2506	593.2	121.78	2475.9	193463	0.522 ng/ml
Hydrocodone	3.076	7841	239426.6	43.51	522.1	85552	4.753 ng/ml
Hydromorphone	1.668	5503	∞	71.23	∞	38115	5.004 ng/ml
Ketamine	4.062	16698	2687.5	36.50	1160.8	147718	4.821 ng/ml
Methadone	5.664	28735	875.6	67.61	748.8	284322	5.126 ng/ml
Methamphetamine	3.258	61176	26387.5	35.85	1734.2	219226	4.219 ng/ml
Mirtazapine	4.628	33078	14811.6	53.26	2498.9	8491	5.167 ng/ml
Mitragynine	5.239	8780	20317.6	27.25	∞	147718	5.097 ng/ml
Morphine	1.257	1007	114.5	19.89	40.7	2789	5.084 ng/ml
Norbuprenorphine	5.043	156	429.6	118.65	169.3	4467	0.479 ng/ml
Norfentanyl	4.113	1386	416.9	30.55	2677.2	340000	0.508 ng/ml
Norhydrocodone	3.132	1097	195.9	19.50	39.7	21147	5.271 ng/ml
O-desmethyl-tramadol	3.419	41415	23404.1	7.84	7346.9	328689	4.889 ng/ml
O-Desmethylvenlafaxine	4.121	12527	110.6	535.69	4148.7	8491	5.058 ng/ml
Sertraline	5.788	7010	∞	95.56	∞	46755	4.869 ng/ml
Tramadol	4.270	40842	∞	4.41	129.3	398979	4.889 ng/ml
Trazodone	5.079	18501	3432.8	127.26	2711.0	215052	4.857 ng/ml
Venlafaxine	5.081	30078	10794.4	37.51	823.3	364448	4.992 ng/ml

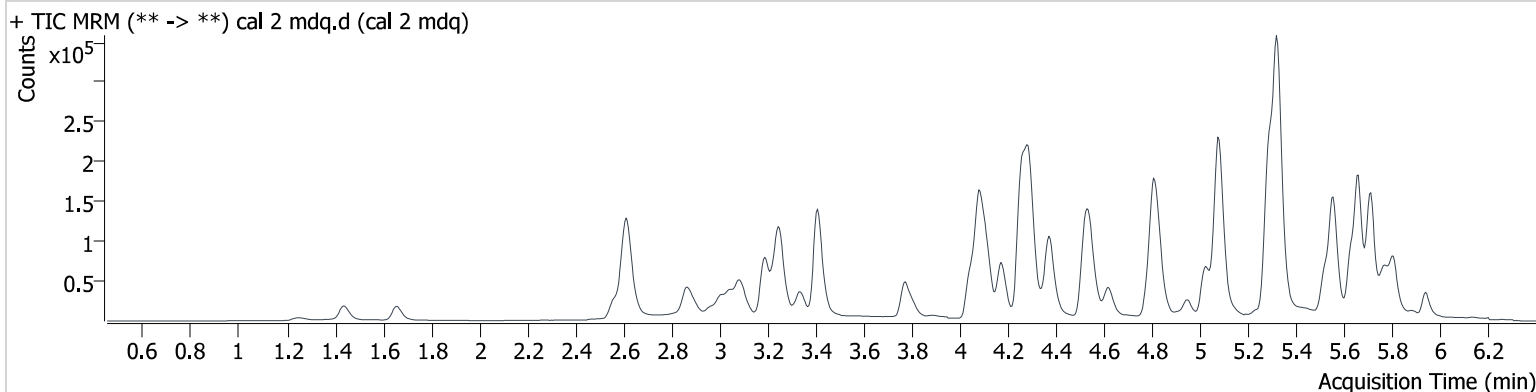
AM #28 Multi-Drug Quant. Results

Batch results D:\MassHunter\Data\2024\am 27-28\060624\QuantResults\am 28.batch.bin
Calibration Last Update 6/7/2024 12:25:18 PM

Instrument 69679
Type Cal
Acq. Method mdqp1 121523.m
Sample Position P2-B1
Injection Volume 2
Acq. Date-Time 6/6/2024 11:39:20 AM
Sample Info.

Data File cal 2 mdq.d
Sample cal 2 mdq
Operator Anne Nord
Comment Only drugs and concentrations listed on the laboratory report itself are appropriate to be used for interpretation purposes. Any drugs or values in the notes but not included on the report are used by laboratory personnel to make determinations/reach conclusions within the confines of the methods.

Sample Chromatogram



Name	RT	Resp.	S/N	Ratio	S/N	ISTD Resp.	Final Conc.
7-aminoclonazepam	4.289	6758	30665.2	121.70	39964.6	41534	9.679 ng/ml
a-hydroxyalprazolam	5.695	1021	4984.9	66.43	2533.7	5838	10.436 ng/ml
Alprazolam	5.769	16597	533.9	97.80	3053.3	65751	9.947 ng/ml
Amphetamine	3.089	25029	1938.7	278.83	4902.4	71542	10.400 ng/ml
Benzoylcegonine	3.910	1154	13519.4	45.01	131.1	4206	10.311 ng/ml
Bromazolam	5.804	7437	183.0	92.39	156.4	29768	10.338 ng/ml
Buprenorphine	5.631	1155	448.8	15.29	153.7	22682	0.951 ng/ml
Clonazepam	5.612	1902	4402.8	31.16	1853.1	3868	10.826 ng/ml
Cyclobenzaprine	5.635	40969	21048.7	10.75	800.7	125648	10.630 ng/ml
Dextromethorphan	5.300	23298	55825.0	75.50	48371.1	120773	9.990 ng/ml
Doxylamine	4.545	95703	161865.7	96.16	22925.9	298436	10.055 ng/ml
Duloxetine	5.660	5486	478.5	11.00	105.9	18160	10.444 ng/ml
EDDP	5.294	51592	9098.1	40.26	1961.8	241015	10.242 ng/ml
Fentanyl	5.096	4159	1727.8	119.78	339.9	175153	0.954 ng/ml
Hydrocodone	3.070	14425	∞	39.12	366.6	71086	10.733 ng/ml
Hydromorphone	1.663	9869	∞	74.42	857.7	33090	9.878 ng/ml
Ketamine	4.057	28059	4623.1	39.16	357.3	128023	10.165 ng/ml
Methadone	5.665	48702	1215.6	67.36	2168.3	252032	9.619 ng/ml
Methamphetamine	3.252	85876	∞	34.88	10163.1	178634	11.127 ng/ml
Mirtazapine	4.618	58998	2091.1	52.44	4832.1	7491	9.681 ng/ml
Mitragynine	5.234	14288	34212.2	28.29	∞	128023	9.514 ng/ml
Morphine	1.257	1835	463.8	18.79	59.5	2657	9.634 ng/ml
Norbuprenorphine	5.043	264	1536.2	113.17	3036.8	3946	1.048 ng/ml
Norfentanyl	4.108	2162	342.1	34.90	3601.1	289416	0.945 ng/ml
Norhydrocodone	3.127	1632	138.8	19.07	62.1	17941	8.691 ng/ml
O-desmethyl-tramadol	3.414	72246	244101.8	7.99	3454.1	282206	10.159 ng/ml
O-Desmethylvenlafaxine	4.116	21551	833.4	539.99	5889.5	7491	9.792 ng/ml
Sertraline	5.788	11034	∞	88.39	∞	39521	10.547 ng/ml
Tramadol	4.270	70322	∞	4.49	228.0	341084	10.067 ng/ml
Trazodone	5.059	31705	9755.9	131.87	6584.0	181707	10.154 ng/ml
Venlafaxine	5.076	55491	12314.6	34.79	695.6	304960	10.185 ng/ml

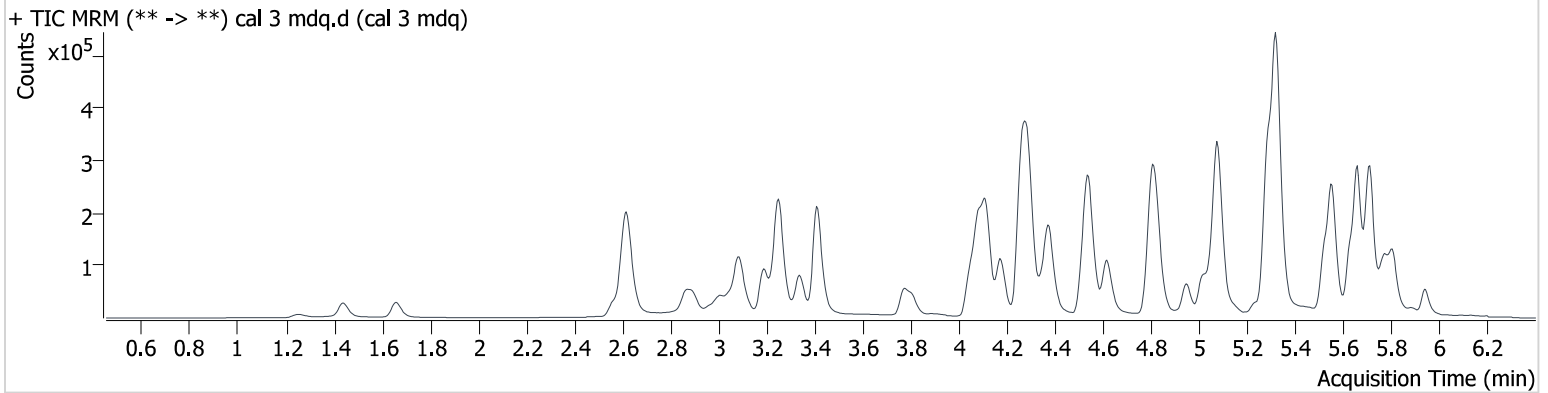
AM #28 Multi-Drug Quant. Results

Batch results D:\MassHunter\Data\2024\am 27-28\060624\QuantResults\am 28.batch.bin
Calibration Last Update 6/7/2024 12:25:18 PM

Instrument 69679
Type Cal
Acq. Method mdqp1 121523.m
Sample Position P2-C1
Injection Volume 2
Acq. Date-Time 6/6/2024 11:48:02 AM
Sample Info.

Data File cal 3 mdq.d
Sample cal 3 mdq
Operator Anne Nord
Comment Only drugs and concentrations listed on the laboratory report itself are appropriate to be used for interpretation purposes. Any drugs or values in the notes but not included on the report are used by laboratory personnel to make determinations/reach conclusions within the confines of the methods.

Sample Chromatogram



Name	RT	Resp.	S/N	Ratio	S/N	ISTD Resp.	Final Conc.
7-aminoclonazepam	4.284	20290	∞	116.93	62921.8	48308	25.652 ng/ml
a-hydroxyalprazolam	5.695	2830	1165.2	61.21	∞	6541	25.108 ng/ml
Alprazolam	5.769	48651	5774.0	90.68	6218.2	73259	25.868 ng/ml
Amphetamine	3.089	69833	3145.7	265.33	4972.2	82199	27.191 ng/ml
Benzoylcegonine	3.915	2895	∞	45.93	478.4	4736	22.220 ng/ml
Bromazolam	5.809	21246	4037.3	96.78	262.1	34139	25.435 ng/ml
Buprenorphine	5.626	3501	9817.6	14.07	∞	23858	2.712 ng/ml
Clonazepam	5.617	4839	11932.5	35.12	∞	4235	25.054 ng/ml
Cyclobenzaprine	5.635	115398	2240.5	10.27	3938.1	154257	24.373 ng/ml
Dextromethorphan	5.305	65309	111374.5	77.27	178786.1	140685	23.616 ng/ml
Doxylamine	4.540	288336	49365.2	94.14	50943.2	347395	25.972 ng/ml
Duloxetine	5.660	17883	519.2	8.12	70.8	23241	25.043 ng/ml
EDDP	5.289	142565	24939.8	44.35	7452.1	271468	24.902 ng/ml
Fentanyl	5.096	11379	1223.5	133.72	2545.3	193191	2.364 ng/ml
Hydrocodone	3.070	40505	∞	39.59	2468.3	83695	25.836 ng/ml
Hydromorphone	1.663	28141	∞	71.83	1282.9	36302	24.987 ng/ml
Ketamine	4.057	80792	8910.9	37.93	3134.5	146938	26.817 ng/ml
Methadone	5.665	146290	4069.1	67.41	4010.9	293804	24.468 ng/ml
Methamphetamine	3.252	202835	20907.4	36.40	18039.0	212522	27.353 ng/ml
Mirtazapine	4.618	172930	15814.7	51.29	4991.5	8527	23.750 ng/ml
Mitragynine	5.234	43897	848606.0	27.81	473788.1	146938	25.358 ng/ml
Morphine	1.262	5040	1165.7	20.73	270.9	2787	25.044 ng/ml
Norbuprenorphine	5.038	682	930.2	100.77	773.6	4372	2.629 ng/ml
Norfentanyl	4.108	6445	13002.8	30.48	4980.4	322667	2.556 ng/ml
Norhydrocodone	3.132	5890	716.8	19.75	269.4	20337	26.074 ng/ml
O-desmethyl-tramadol	3.414	210166	37946.7	7.70	2387.4	325690	25.939 ng/ml
O-Desmethylvenlafaxine	4.116	62035	154.9	545.60	18371.7	8527	24.646 ng/ml
Sertraline	5.788	30946	∞	93.50	∞	50876	25.002 ng/ml
Tramadol	4.270	210068	∞	4.35	1247.6	397043	26.175 ng/ml
Trazodone	5.054	97155	4643.7	127.92	52020.2	215586	26.690 ng/ml
Venlafaxine	5.076	159153	36798.4	36.67	8562.1	353080	24.226 ng/ml

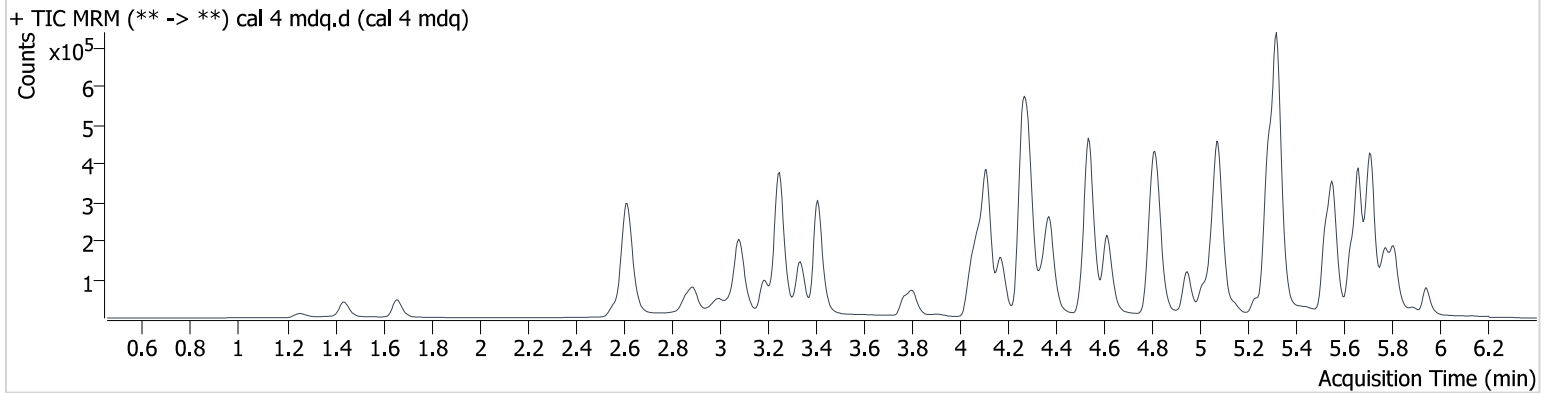
AM #28 Multi-Drug Quant. Results

Batch results D:\MassHunter\Data\2024\am 27-28\060624\QuantResults\am 28.batch.bin
Calibration Last Update 6/7/2024 12:25:18 PM

Instrument 69679
Type Cal
Acq. Method mdqp1 121523.m
Sample Position P2-D1
Injection Volume 2
Acq. Date-Time 6/6/2024 11:56:43 AM
Sample Info.

Data File cal 4 mdq.d
Sample cal 4 mdq
Operator Anne Nord
Comment Only drugs and concentrations listed on the laboratory report itself are appropriate to be used for interpretation purposes. Any drugs or values in the notes but not included on the report are used by laboratory personnel to make determinations/reach conclusions within the confines of the methods.

Sample Chromatogram



Name	RT	Resp.	S/N	Ratio	S/N	ISTD Resp.	Final Conc.
7-aminoclonazepam	4.284	38275	∞	116.48	209808.4	44718	52.714 ng/ml
a-hydroxyalprazolam	5.695	5114	∞	65.55	∞	6512	45.181 ng/ml
Alprazolam	5.769	97443	∞	89.63	3385.6	73055	51.770 ng/ml
Amphetamine	3.089	130079	5116.6	259.74	30996.3	78982	53.984 ng/ml
Benzoylcegonine	3.910	6267	5415.5	38.35	1008.9	4504	49.791 ng/ml
Bromazolam	5.809	41055	2886.7	95.83	331.0	32923	50.749 ng/ml
Buprenorphine	5.626	6529	2377.5	18.53	1716.9	22475	5.353 ng/ml
Clonazepam	5.612	9771	592145.1	41.34	19290.6	3883	55.092 ng/ml
Cyclobenzaprine	5.635	218562	58275.4	9.74	4829.1	137344	51.833 ng/ml
Dextromethorphan	5.300	127591	497974.7	75.99	∞	129630	49.733 ng/ml
Doxylamine	4.540	571439	344139.9	95.86	18168.1	332901	53.678 ng/ml
Duloxetine	5.660	31534	649.6	9.66	220.9	20621	48.774 ng/ml
EDDP	5.289	246589	∞	43.22	203175.5	221816	52.541 ng/ml
Fentanyl	5.096	22091	4835.0	139.36	3656.5	190724	4.647 ng/ml
Hydrocodone	3.070	81848	∞	39.40	∞	83573	52.461 ng/ml
Hydromorphone	1.658	56690	∞	74.84	∞	34685	52.205 ng/ml
Ketamine	4.057	161327	23940.6	38.32	8942.5	145181	55.086 ng/ml
Methadone	5.665	274700	17714.7	66.52	8970.1	275057	48.875 ng/ml
Methamphetamine	3.252	387809	63638.3	36.68	∞	206810	58.894 ng/ml
Mirtazapine	4.613	349456	49760.6	49.67	11836.4	8389	47.999 ng/ml
Mitragynine	5.229	85099	123362.1	28.58	65590.5	145181	49.693 ng/ml
Morphine	1.257	10196	1876.1	19.35	268.5	2780	50.684 ng/ml
Norbuprenorphine	5.033	1283	2456.7	106.30	5120.1	4096	5.424 ng/ml
Norfentanyl	4.108	12478	3975.6	28.15	10387.3	303050	5.287 ng/ml
Norhydrocodone	3.127	12098	1550.7	21.81	1055.7	21565	49.821 ng/ml
O-desmethyl-tramadol	3.409	425623	510631.2	7.74	13739.5	322458	53.284 ng/ml
O-Desmethylvenlafaxine	4.111	125785	1182.1	539.63	∞	8389	50.720 ng/ml
Sertraline	5.788	50044	∞	92.40	∞	43223	49.141 ng/ml
Tramadol	4.264	429194	∞	4.16	1983.1	397995	53.576 ng/ml
Trazodone	5.054	189141	4894.8	130.25	62549.3	211947	53.139 ng/ml
Venlafaxine	5.076	319512	37285.7	36.91	4316.6	342469	49.414 ng/ml

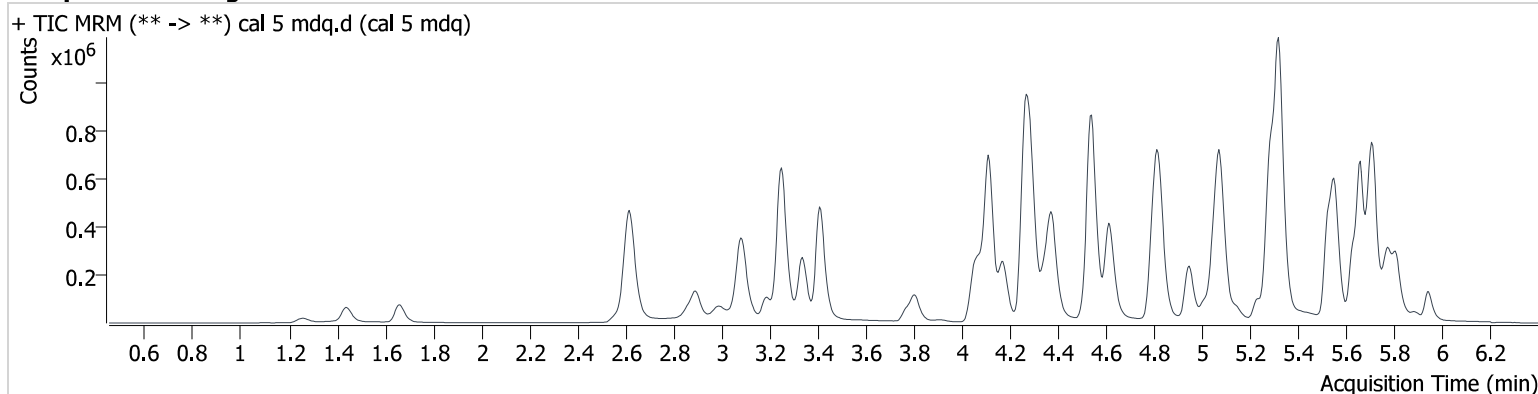
AM #28 Multi-Drug Quant. Results

Batch results D:\MassHunter\Data\2024\am 27-28\060624\QuantResults\am 28.batch.bin
Calibration Last Update 6/7/2024 12:25:18 PM

Instrument 69679
Type Cal
Acq. Method mdqp1 121523.m
Sample Position P2-E1
Injection Volume 2
Acq. Date-Time 6/6/2024 12:05:24 PM
Sample Info.

Data File cal 5 mdq.d
Sample cal 5 mdq
Operator Anne Nord
Comment Only drugs and concentrations listed on the laboratory report itself are appropriate to be used for interpretation purposes. Any drugs or values in the notes but not included on the report are used by laboratory personnel to make determinations/reach conclusions within the confines of the methods.

Sample Chromatogram



Name	RT	Resp.	S/N	Ratio	S/N	ISTD Resp.	Final Conc.
7-aminoclonazepam	4.284	70706	∞	115.68	122538.7	41124	106.316 ng/ml
a-hydroxyalprazolam	5.695	10853	∞	57.34	∞	5831	106.425 ng/ml
Alprazolam	5.769	180937	∞	95.51	7868.7	71873	97.547 ng/ml
Amphetamine	3.089	234690	13184.0	267.84	48488.2	78606	98.967 ng/ml
Benzoylcegonine	3.910	11108	36772.9	44.07	610.0	4208	93.915 ng/ml
Bromazolam	5.809	78409	1524.4	94.17	2655.5	31401	101.406 ng/ml
Buprenorphine	5.626	15145	13404.3	14.83	1544.6	26591	10.481 ng/ml
Clonazepam	5.617	20093	637917.6	33.70	7631.9	4259	103.222 ng/ml
Cyclobenzaprine	5.635	453868	95598.8	10.37	56797.5	143648	102.902 ng/ml
Dextromethorphan	5.300	261685	1786434.3	75.60	350817.4	132688	99.347 ng/ml
Doxylamine	4.540	1176720	326624.5	94.96	423664.4	348452	105.570 ng/ml
Duloxetine	5.660	67825	761.1	9.27	265.6	21004	101.872 ng/ml
EDDP	5.289	528170	33262.6	42.46	178533.1	252762	98.624 ng/ml
Fentanyl	5.096	46846	9491.8	136.27	3053.1	202403	9.285 ng/ml
Hydrocodone	3.070	162645	∞	40.12	∞	83899	104.012 ng/ml
Hydromorphone	1.663	112567	∞	67.75	∞	35092	102.046 ng/ml
Ketamine	4.057	319452	54332.7	39.16	8934.9	147253	108.374 ng/ml
Methadone	5.659	596691	79169.1	66.41	54918.6	295565	98.592 ng/ml
Methamphetamine	3.252	712153	∞	37.61	4234.0	218498	106.306 ng/ml
Mirtazapine	4.613	677916	95486.3	51.47	21201.8	8567	90.502 ng/ml
Mitragynine	5.229	184285	527332.4	27.39	5067.4	147253	106.025 ng/ml
Morphine	1.262	20287	5548.5	19.77	419.5	2863	97.837 ng/ml
Norbuprenorphine	5.038	2549	1324.3	107.93	4844.8	4573	9.764 ng/ml
Norfentanyl	4.108	23418	9885.5	28.01	19115.7	291218	10.341 ng/ml
Norhydrocodone	3.127	26167	3856.6	21.78	345.0	21725	106.131 ng/ml
O-desmethyl-tramadol	3.414	849014	85004.2	7.80	53480.8	337512	101.746 ng/ml
O-Desmethylvenlafaxine	4.111	251486	4264.5	535.30	85795.3	8567	99.221 ng/ml
Sertraline	5.788	110667	∞	93.22	∞	47941	99.679 ng/ml
Tramadol	4.264	846485	∞	4.17	1070.3	397132	106.109 ng/ml
Trazodone	5.048	389592	107137.0	127.67	73708.6	217203	107.104 ng/ml
Venlafaxine	5.076	654066	65567.1	36.89	50024.6	346831	99.186 ng/ml

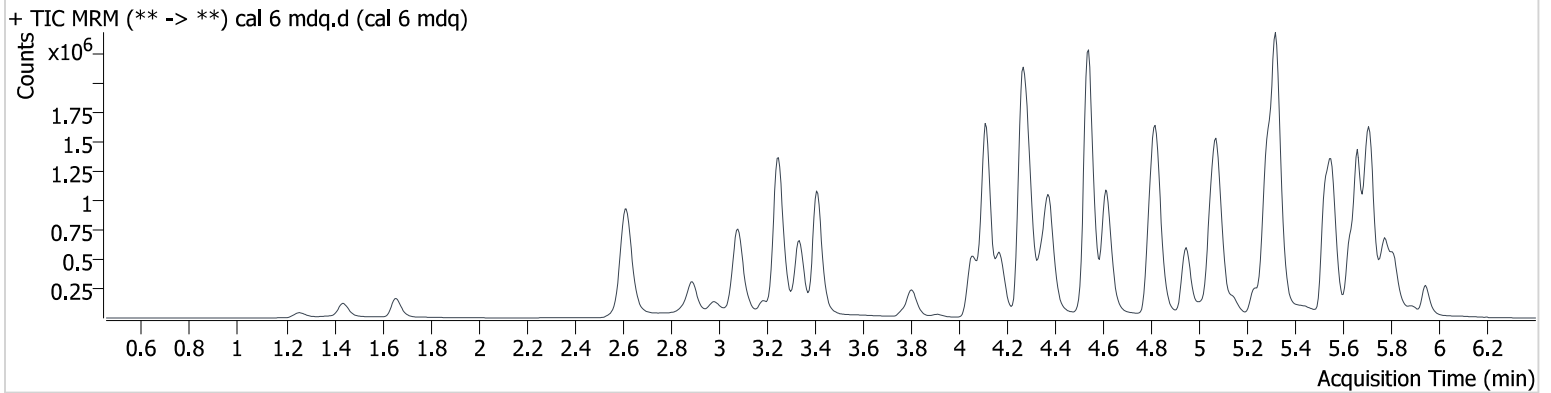
AM #28 Multi-Drug Quant. Results

Batch results D:\MassHunter\Data\2024\am 27-28\060624\QuantResults\am 28.batch.bin
Calibration Last Update 6/7/2024 12:25:18 PM

Instrument 69679
Type Cal
Acq. Method mdqp1 121523.m
Sample Position P2-F1
Injection Volume 2
Acq. Date-Time 6/6/2024 12:14:04 PM
Sample Info.

Data File cal 6 mdq.d
Sample cal 6 mdq
Operator Anne Nord
Comment Only drugs and concentrations listed on the laboratory report itself are appropriate to be used for interpretation purposes. Any drugs or values in the notes but not included on the report are used by laboratory personnel to make determinations/reach conclusions within the confines of the methods.

Sample Chromatogram



Name	RT	Resp.	S/N	Ratio	S/N	ISTD Resp.	Final Conc.
7-aminoclonazepam	4.284	149754	377896.2	113.55	∞	36251	256.038 ng/ml
a-hydroxyalprazolam	5.695	23771	3676.0	62.09	1488881103 65.8	5663	239.399 ng/ml
Alprazolam	5.769	453527	∞	91.59	7828.2	70999	247.230 ng/ml
Amphetamine	3.089	513770	44949.0	254.35	5482.4	81209	211.226 ng/ml
Benzoylcegonine	3.910	34606	∞	42.42	2694.4	4969	246.740 ng/ml
Bromazolam	5.809	166950	1912.9	94.55	1347.4	26022	260.214 ng/ml
Buprenorphine	5.626	35374	51567.2	14.93	21335.9	26849	24.226 ng/ml
Clonazepam	5.617	51496	62409.1	35.65	67129.0	4696	239.833 ng/ml
Cyclobenzaprine	5.630	1090808	226852.6	11.24	13273.5	152998	232.180 ng/ml
Dextromethorphan	5.300	641831	68288.3	72.55	1547261.0	128947	250.275 ng/ml
Doxylamine	4.540	3255193	167419.5	96.23	611719.4	411168	247.451 ng/ml
Duloxetine	5.660	149476	5488.9	8.89	340.8	17491	267.936 ng/ml
EDDP	5.289	1311066	∞	41.75	∞	246743	250.546 ng/ml
Fentanyl	5.096	116981	28001.0	141.87	27904.9	187913	24.969 ng/ml
Hydrocodone	3.065	419781	∞	40.30	5772.7	89774	251.127 ng/ml
Hydromorphone	1.658	281841	∞	71.37	∞	35270	253.570 ng/ml
Ketamine	4.057	799349	197709.3	38.45	208964.6	158520	253.060 ng/ml
Methadone	5.659	1556394	68611.9	66.20	∞	292659	259.390 ng/ml
Methamphetamine	3.247	1811650	170237.8	35.96	112378.2	248684	244.201 ng/ml
Mirtazapine	4.613	1861497	265245.1	50.62	191746.2	8384	252.591 ng/ml
Mitragynine	5.229	470262	475955.8	29.31	138750.6	158520	251.237 ng/ml
Morphine	1.257	54036	8073.4	18.60	1199.5	2868	259.971 ng/ml
Norbuprenorphine	5.033	6366	∞	103.66	17492.8	4324	26.026 ng/ml
Norfentanyl	4.108	49921	11535.1	28.14	20163.6	253428	25.357 ng/ml
Norhydrocodone	3.127	71718	11660.8	24.94	2090.7	24928	252.484 ng/ml
O-desmethyl-tramadol	3.409	2321325	903020.1	7.39	171486.4	377225	249.217 ng/ml
O-Desmethylvenlafaxine	4.116	629921	5578.7	541.98	238256.1	8384	253.842 ng/ml
Sertraline	5.788	240845	∞	92.48	∞	39863	263.669 ng/ml
Tramadol	4.265	2190241	∞	4.16	∞	430881	253.349 ng/ml
Trazodone	5.049	969410	103632.3	130.68	248587.3	247801	233.945 ng/ml



AM #28 Multi-Drug Quant. Results

Name	RT	Resp.	S/N	Ratio	S/N	ISTD Resp.	Final Conc.
Venlafaxine	5.076	1768603	169285.5	35.73	16987.9	371305	249.484 ng/ml

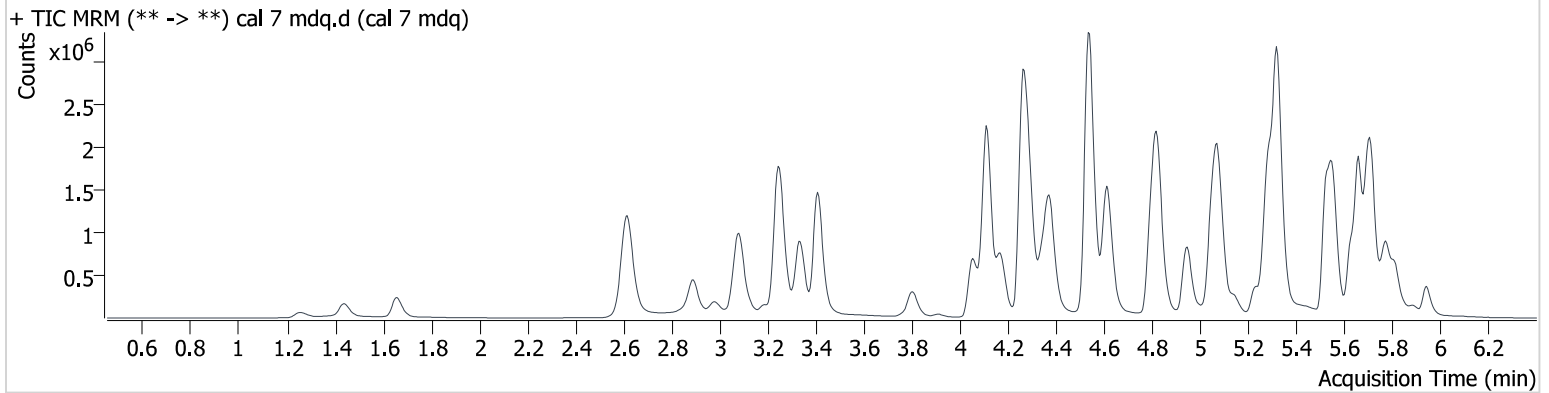
AM #28 Multi-Drug Quant. Results

Batch results D:\MassHunter\Data\2024\am 27-28\060624\QuantResults\am 28.batch.bin
Calibration Last Update 6/7/2024 12:25:18 PM

Instrument 69679
Type Cal
Acq. Method mdqp1 121523.m
Sample Position P2-G1
Injection Volume 2
Acq. Date-Time 6/6/2024 12:22:45 PM
Sample Info.

Data File cal 7 mdq.d
Sample cal 7 mdq
Operator Anne Nord
Comment Only drugs and concentrations listed on the laboratory report itself are appropriate to be used for interpretation purposes. Any drugs or values in the notes but not included on the report are used by laboratory personnel to make determinations/reach conclusions within the confines of the methods.

Sample Chromatogram



Name	RT	Resp.	S/N	Ratio	S/N	ISTD Resp.	Final Conc.
7-aminoclonazepam	4.284	186831	79040.7	107.48	6824.5	23581	491.442 ng/ml
a-hydroxyalprazolam	5.695	35791	1234.4	59.59	∞	3935	518.196 ng/ml
Alprazolam	5.769	635690	∞	92.28	4755.7	48127	511.022 ng/ml
Amphetamine	3.089	681300	13997.2	253.75	10441.9	60935	374.336 ng/ml
Benzoylcegonine	3.910	53704	799783.5	42.06	12594.5	3913	485.656 ng/ml
Bromazolam	5.809	213987	∞	97.17	∞	18244	475.531 ng/ml
Buprenorphine	5.620	49439	6568.5	15.68	3777.3	20733	43.835 ng/ml
Clonazepam	5.612	73988	80962.5	34.67	∞	3438	470.592 ng/ml
Cyclobenzaprine	5.630	1540535	5723586.4	10.58	7418.8	97010	517.136 ng/ml
Dextromethorphan	5.300	833143	465317.0	77.33	109293.3	82456	507.739 ng/ml
Doxylamine	4.535	4875592	456260.1	96.02	329052.8	308904	493.294 ng/ml
Duloxetine	5.660	183504	3220.5	9.71	2554.4	11322	507.237 ng/ml
EDDP	5.289	1761176	63326.6	43.31	∞	168810	491.793 ng/ml
Fentanyl	5.096	173781	6485.2	139.97	43126.9	134858	51.683 ng/ml
Hydrocodone	3.065	624562	∞	41.49	∞	68937	486.735 ng/ml
Hydromorphone	1.658	422296	∞	72.35	∞	26834	498.971 ng/ml
Ketamine	4.051	1135906	175392.6	38.75	29779.3	121464	470.061 ng/ml
Methadone	5.659	2277447	163100.3	63.24	656365.8	218530	508.121 ng/ml
Methamphetamine	3.247	2429688	79944.8	38.89	17861.6	191714	428.782 ng/ml
Mirtazapine	4.613	2661611	445357.3	51.78	129988.0	5709	529.509 ng/ml
Mitragynine	5.229	692574	654715.0	29.39	17588.3	121464	482.829 ng/ml
Morphine	1.257	82098	9015.8	19.90	2191.5	2241	505.332 ng/ml
Norbuprenorphine	5.033	8804	4673.4	106.41	17958.0	3264	47.799 ng/ml
Norfentanyl	4.108	63018	5324.4	28.96	1054373.6	168175	48.252 ng/ml
Norhydrocodone	3.127	105759	1124.4	25.93	985.1	18720	495.108 ng/ml
O-desmethyl-tramadol	3.409	3432268	∞	7.32	30447.4	286609	485.197 ng/ml
O-Desmethylvenlafaxine	4.111	875784	2034.1	539.08	133431.3	5709	518.151 ng/ml
Sertraline	5.788	288417	∞	93.22	∞	25628	492.610 ng/ml
Tramadol	4.265	3130606	∞	4.11	5546.5	322592	483.879 ng/ml
Trazodone	5.049	1387671	26373.0	130.30	14898.3	189586	437.968 ng/ml
Venlafaxine	5.076	2579155	1827168.4	36.26	∞	268596	502.254 ng/ml

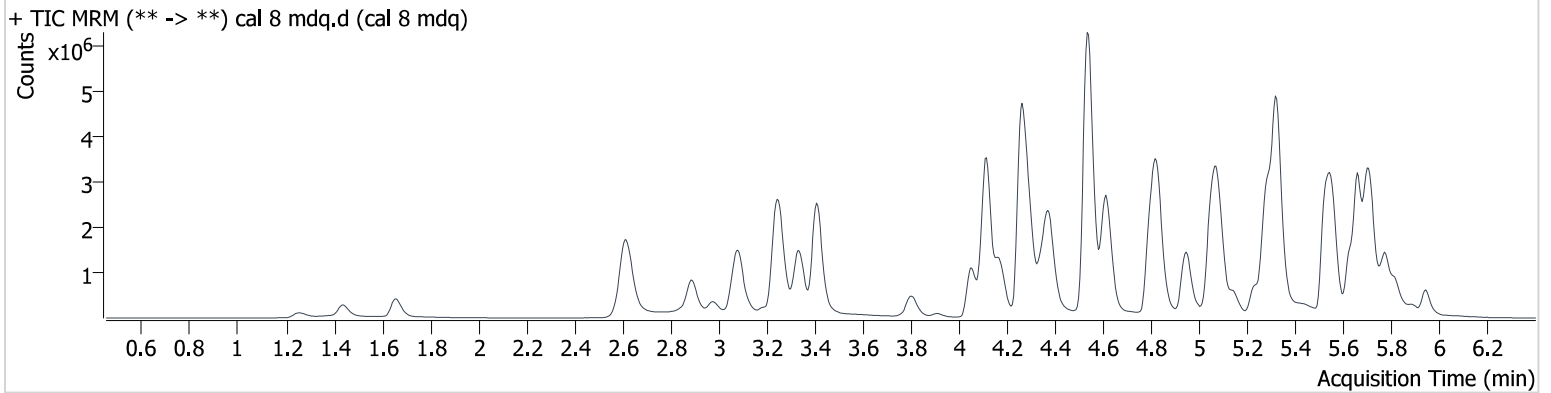
AM #28 Multi-Drug Quant. Results

Batch results D:\MassHunter\Data\2024\am 27-28\060624\QuantResults\am 28.batch.bin
Calibration Last Update 6/7/2024 12:25:18 PM

Instrument 69679
Type Cal
Acq. Method mdqp1 121523.m
Sample Position P2-H1
Injection Volume 2
Acq. Date-Time 6/6/2024 12:40:08 PM
Sample Info.

Data File cal 8 mdq.d
Sample cal 8 mdq
Operator Anne Nord
Comment Only drugs and concentrations listed on the laboratory report itself are appropriate to be used for interpretation purposes. Any drugs or values in the notes but not included on the report are used by laboratory personnel to make determinations/reach conclusions within the confines of the methods.

Sample Chromatogram



Name	RT	Resp.	S/N	Ratio	S/N	ISTD Resp.	Final Conc.
7-aminoclonazepam	4.289	224310	51046.5	113.36	49504.3	15835	878.977 ng/ml
a-hydroxyalprazolam	5.695	53265	1122.1	64.74	2130.0	3063	990.255 ng/ml
Alprazolam	5.769	1001383	∞	91.64	∞	40554	955.164 ng/ml
Amphetamine	3.089	1050535	73263.8	248.04	69171.4	63237	556.861 ng/ml
Benzoyllecgonine	3.910	128458	195918.1	42.52	8260.3	4429	1025.560 ng/ml
Bromazolam	5.814	300153	∞	96.08	∞	12800	950.492 ng/ml
Buprenorphine	5.620	85821	180237.1	15.58	31725.4	21407	73.685 ng/ml
Clonazepam	5.612	132827	139884.1	35.11	48760.2	3115	932.425 ng/ml
Cyclobenzaprine	5.630	2526317	741708.5	10.40	6973.9	85365	963.721 ng/ml
Dextromethorphan	5.300	1362231	1358968.0	73.19	357013.3	65825	1039.611 ng/ml
Doxylamine	4.535	9635061	495658.0	97.56	570583.8	346267	869.625 ng/ml
Duloxetine	5.665	229698	∞	9.51	162.8	7825	917.846 ng/ml
EDDP	5.289	3257757	131834.9	43.11	127561.3	157912	972.328 ng/ml
Fentanyl	5.096	335360	50323.4	142.00	83771.3	115310	116.643 ng/ml
Hydrocodone	3.065	1191489	1174.6	41.03	8913.3	73133	875.413 ng/ml
Hydromorphone	1.658	829500	∞	72.22	∞	28114	935.088 ng/ml
Ketamine	4.051	1915314	352999.4	37.38	133818.0	119122	808.808 ng/ml
Methadone	5.664	4348119	122895.2	61.04	98763.6	208429	1016.922 ng/ml
Methamphetamine	3.247	4353905	387500.4	37.46	121433.6	229889	643.407 ng/ml
Mirtazapine	4.613	4916279	949097.2	51.73	384256.7	5008	1114.147 ng/ml
Mitragynine	5.234	1393122	162755.5	30.89	698805.1	119122	990.246 ng/ml
Morphine	1.257	157147	11311.5	20.05	2001.4	2222	975.369 ng/ml
Norbuprenorphine	5.027	15289	4806.8	106.35	47321.1	3072	88.319 ng/ml
Norfentanyl	4.108	79676	50383.2	29.00	83621.8	108487	94.588 ng/ml
Norhydrocodone	3.127	202398	∞	27.20 High	1742.3	18163	975.865 ng/ml
O-desmethyl-tramadol	3.409	6581670	4135607.0	7.03	64775.6	290454	918.284 ng/ml
O-Desmethylvenlafaxine	4.116	1430806	43559.2	549.84	202910.0	5008	964.961 ng/ml
Sertraline	5.788	428242	∞	98.25	∞	19725	951.918 ng/ml
Tramadol	4.259	5499776	∞	4.00	∞	320911	854.687 ng/ml
Trazodone	5.048	2371423	385331.1	130.55	931230.9	209952	676.010 ng/ml
Venlafaxine	5.076	4946682	298757.0	35.52	96522.7	250659	1031.509 ng/ml